



City Council Election Candidate Packet – May 7, 2022 Election

Election for Mayor and Three (3) City Council Seats

CANDIDACY PACKET (**Documents to be used/reviewed for those considering candidacy**)

TABLE OF CONTENTS

1. Letter from City Secretary
2. May 7, 2022, Election Calendar
3. Application for Place on Ballot
4. Eligibility to run for office
5. Guide to Becoming a City Official
6. Instructions and form – Appointment of a Campaign Treasurer (CTA)
7. Instructions and form – Amendment: Appointment of a Campaign Treasurer (ACTA)
8. Texas Nepotism

*Required to be considered a complete application

CANDIDATE PACKET (**Documents to be used/reviewed after filing for place on ballot**)

TABLE OF CONTENTS

1. Instructions and form – Personal Financial Statement
2. Fair Campaign Practices Act / Code of Fair Campaign Practices (CFCP)
3. Campaign Finance Guide for Candidates and Officeholders
4. Instructions and form - Candidate Campaign Finance Report (C/OH and C/OH-FR)
5. Instructions and form - Candidate/Officeholder Report of Unexpended Contributions (C/OH-UC with instructions)
6. 2022 Filing Schedule for Reports
7. Notice of Drawing for Place on Ballot
8. Political Advertising
9. Political Fundraisers

MISCELLANEOUS DOCUMENTS

TABLE OF CONTENTS

10. Political Advertising (City Ordinance)
11. Declaration of Write-in Candidate

HB1735 was amended to include a space on the Application for a Place on the Ballot for a public email address at which the candidate receives correspondence relating to the candidate's campaign. Once a document has been filed with the City of Bartlett it becomes public record.



CHAD MEES, Mayor
BOBBY FREEMAN, Mayor Pro Tempore
STEPHANIE ROMERO, Councilmember
VICKIE COOPER, Councilmember
JESSE LUNA, Councilmember
RAY USON, Councilmember

Dear Prospective Candidate:

This is your candidate application packet. It contains the necessary forms and information relative to filing an application for a place on the ballot in the May 7, 2022 city council election. The enclosed material contains critical information you will need to run for office and additional material you may find helpful. *Please note that all election records and campaign reports are considered open records and will be viewed as such by reporters and opponents alike.*

The completed and notarized application for a place on the City of Bartlett General Election Ballot must be filed in the office of the City Secretary between the dates of **January 19, 2022**, and **February 18, 2022**. No Application for a Place on the Ballot for a General Election will be accepted after 5:00 p.m. on February 18, 2022. **Please note, City Hall staff is unable to notarize your application.** Please plan accordingly.

Included in this packet is information and forms needed to apply for candidacy, and information and forms needed once you have submitted your application and are an official candidate. *The office of the City Secretary and the City Attorney's office cannot advise you or groups who support or oppose candidates on matters of election or campaign finance law.* The City Attorney provides legal services to the City and the City must maintain neutrality in the electoral process.

It is the responsibility of the candidate to become familiar with the laws applicable to campaigning for office. The duty of the Office of the City Secretary is limited to accepting and filing the various applications, affidavits and statements. Staff will note the date and time of filing on the forms. Each application must be carefully reviewed to determine whether or not it complies with the Election Code requirements as to content. Please file your application as soon as practicable to allow sufficient time for this review. If a defect is discovered after the filing deadline, the application could be deemed invalid. This could affect anyone who files immediately prior to the 5 p.m. deadline on February 18, 2022.



CHAD MEES, Mayor
BOBBY FREEMAN, Mayor Pro Tempore
STEPHANIE ROMERO, Councilmember
VICKIE COOPER, Councilmember
JESSE LUNA, Councilmember
RAY USON, Councilmember

Any questions on reporting procedures, contributions, or expenditures should be addressed to the Texas Ethics Commission at 800-325-8506 or online at www.ethics.state.tx.us. You may direct questions about election laws to the Secretary of State's office at 800-252-8683 or online at www.sos.state.tx.us.

If you have any concerns or if I may be of assistance, please do not hesitate to contact me at 737-667-0156 or by email at joseph.resendez@bartlett-tx.us.

Thank you for your interest in serving the citizens of the City of Bartlett.

Sincerely,

A handwritten signature in blue ink that reads "Joseph Resendez". The signature is written in a cursive style.

Joseph Resendez

City Administrator | City Secretary



City Council Election Candidate Packet – May 7, 2022 Election

2022 MUNICIPAL ELECTION CALENDAR

Wednesday, January 19	FIRST DAY for filing applications for place on general election ballot; first day for write-in candidate to submit declaration.
Friday, February 18	LAST DAY for filing application for place on ballot for election; must be received in City Secretary's office by 5:00 p.m.
Tuesday, February 22	Last day for filing as a write-in candidate in election.
Thursday, February 24	Date for drawing of candidate names for ballot position (6:00 p.m. in Teinert Memorial Library, 337 North Highway 95, Bartlett, TX 76511)
Friday, February 25	Last day for ballot candidate or write-in candidate to withdraw in order to be omitted from ballot; must be received in City Secretary's office by 5:00 p.m.
Thursday, March 10	Last day to file Personal Financial Statement, must be received in City Secretary's office by 5:00 p.m.
Thursday, April 7	Deadline for opposed candidates to file first Pre-election report of contributions and expenditures; due in City Secretary's office by 5:00 p.m.
Thursday, April 7	Last day to register to vote in May 7, 2022 election.
Monday, April 25	First day for early voting by personal appearance.
Friday, April 29	Deadline for opposed candidates to file their second Pre-election report of contributions and expenditures; due in City Secretary's office by 5:00 p.m.
Tuesday, May 3	Last day for early voting by personal appearance.
Saturday, May 7	Election Day. City Hall will be open at 7:00 a.m.
Monday, May 16***	Council meeting to consider an ordinance canvassing results of election returns (***)Tentative – date/type of meeting depends on receipt of provisional ballots).
Friday, July 15	Deadline for all candidates and officeholders to file their semiannual report of contributions and expenditures, due in City Secretary's office by 5:00 p.m.

For complete information on elections, you may refer to the Election Code in the Texas State Statutes or to the Secretary of State's website at www.sos.state.tx.us

APPLICATION FOR A PLACE ON THE BALLOT FOR A GENERAL ELECTION FOR A CITY, SCHOOL DISTRICT OR OTHER POLITICAL SUBDIVISION

ALL INFORMATION IS REQUIRED TO BE PROVIDED UNLESS INDICATED AS OPTIONAL¹ Failure to provide required information may result in rejection of application.

APPLICATION FOR A PLACE ON THE _____ GENERAL ELECTION BALLOT					
TO: City Secretary/Secretary of Board _____ (name of election)					
I request that my name be placed on the above-named official ballot as a candidate for the office indicated below.					
OFFICE SOUGHT (Include any place number or other distinguishing number, if any.)				INDICATE TERM <input type="checkbox"/> FULL <input type="checkbox"/> UNEXPIRED	
FULL NAME (First, Middle, Last)			PRINT NAME AS YOU WANT IT TO APPEAR ON THE BALLOT*		
PERMANENT RESIDENCE ADDRESS (Do not include a P.O. Box or Rural Route. If you do not have a residence address, describe location of residence.)			PUBLIC MAILING ADDRESS (Optional) (Address for which you receive campaign related correspondence, if available.)		
CITY	STATE	ZIP	CITY	STATE	ZIP
PUBLIC EMAIL ADDRESS (Optional) (Address for which you receive campaign related emails, if available.)		OCCUPATION (Do not leave blank)	DATE OF BIRTH / /	VOTER REGISTRATION VOID NUMBER² (Optional)	
TELEPHONE CONTACT INFORMATION (Optional) Home: _____ Office: _____ Cell: _____					
FELONY CONVICTION STATUS (You MUST check one)			LENGTH OF CONTINUOUS RESIDENCE AS OF DATE THIS APPLICATION WAS SWORN		
<input type="checkbox"/> I have not been finally convicted of a felony. <input type="checkbox"/> I have been finally convicted of a felony, but I have been pardoned or otherwise released from the resulting disabilities of that felony conviction and I have provided proof of this fact with the submission of this application. ³			IN THE STATE OF TEXAS _____ year(s) _____ month(s)		IN TERRITORY/DISTRICT/PRECINCT FROM WHICH THE OFFICE SOUGHT IS ELECTED _____ year(s) _____ month(s)
*If using a nickname as part of your name to appear on the ballot, you are also signing and swearing to the following statements: I further swear that my nickname does not constitute a slogan or contain a title, nor does it indicate a political, economic, social, or religious view or affiliation. I have been commonly known by this nickname for at least three years prior to this election. Please review sections 52.031, 52.032 and 52.033 of the Texas Election Code regarding the rules for how names may be listed on the official ballot.					
Before me, the undersigned authority, on this day personally appeared (name of candidate) _____, who being by me here and now duly sworn, upon oath says: "I, (name of candidate) _____, of _____ County, Texas, being a candidate for the office of _____, swear that I will support and defend the Constitution and laws of the United States and of the State of Texas. I am a citizen of the United States eligible to hold such office under the constitution and laws of this state. I have not been determined by a final judgment of a court exercising probate jurisdiction to be totally mentally incapacitated or partially mentally incapacitated without the right to vote. I am aware of the nepotism law, Chapter 573, Government Code. I am aware that I must disclose any prior felony conviction, and if so convicted, must provide proof that I have been pardoned or otherwise released from the resulting disabilities of any such final felony conviction. I am aware that knowingly providing false information on the application regarding my possible felony conviction status constitutes a Class B misdemeanor. I further swear that the foregoing statements included in my application are in all things true and correct."					
X _____					
SIGNATURE OF CANDIDATE					
Sworn to and subscribed before me this the _____ day of _____, _____, by _____ (name of candidate)					
Signature of Officer Authorized to Administer Oath ⁴			Printed Name of Officer Authorized to Administer Oath		
_____			Notarial or Official Seal		
Title of Officer Authorized to Administer Oath					
TO BE COMPLETED BY FILING OFFICER: THIS APPLICATION IS ACCOMPANIED BY THE REQUIRED FILING FEE (If Applicable) PAID BY:					
<input type="checkbox"/> CASH <input type="checkbox"/> CHECK <input type="checkbox"/> MONEY ORDER <input type="checkbox"/> CASHIERS CHECK OR <input type="checkbox"/> PETITION IN LIEU OF A FILING FEE.					
This document and \$_____ filing fee or a nominating petition of _____ pages received. <input type="checkbox"/> Voter Registration Status Verified					
_____/_____/_____ (See Section 1.007)		_____/_____/_____ (See Section 1.007)		_____	
Date Received		Date Accepted		Signature of Filing Officer or Designee	

INSTRUCTIONS

An application for a place on the general election for a city, school district or other political subdivision, may not be filed earlier than 30 days before the deadline prescribed by this code for filing the application. An application filed before that day is void. All fields of the application **must** be completed unless specifically marked optional.

For an election to be held on a uniform election date, the day of the filing deadline is the 78th day before Election Day.

If you have questions about the application, please contact the Secretary of State's Elections Division at 800-252-8683.

NEPOTISM LAW

The candidate must sign this statement indicating his awareness of the nepotism law. When a candidate signs the application, it is an acknowledgment that the candidate is aware of the nepotism law. The nepotism prohibitions of chapter 573, Government Code, are summarized below:

No officer may appoint, or vote for or confirm the appointment or employment of any person related within the second degree by affinity (marriage) or the third degree by consanguinity (blood) to the officer, or to any other member of the governing body or court on which the officer serves when the compensation of that person is to be paid out of public funds or fees of office. However, nothing in the law prevents the appointment, voting for, or confirmation of anyone who has been continuously employed in the office or employment for the following period prior to the election or appointment of the officer or member related to the employee in the prohibited degree: six months, if the officer or member is elected at an election other than the general election for state and county officers.

No candidate may take action to influence an employee of the office to which the candidate is seeking election or an employee or officer of the governmental body to which the candidate is seeking election regarding the appointment or employment of a person related to the candidate in a prohibited degree as noted above. This prohibition does not apply to a candidate's actions with respect to a bona fide class or category of employees or prospective employees.

FOOTNOTES

¹An application for a place on the ballot, including any accompanying petition, is public information immediately on its filing. (Section 141.035, Texas Election Code)

²Inclusion of a candidate's VUID is optional. However, many candidates are required to be registered voters in the territory from which the office is elected at the time of the filing deadline. Please visit the Elections Division of the Secretary of State's website for additional information. <http://www.sos.state.tx.us/elections/laws/hb484-faq.shtml>

³Proof of release from the resulting disabilities of a felony conviction would include proof of judicial clemency under Texas Code of Criminal Procedure 42A.701, proof of executive pardon under Texas Code of Criminal Procedure 48.01, or proof of a restoration of rights under Texas Code of Criminal Procedure 48.05. (Texas Attorney General Opinion KP-0251)

One of the following documents must be submitted with this application.

Judicial Clemency under Texas Code of Criminal Procedure 42A.701

Executive Pardon under Texas Code of Criminal Procedure 48.01

Restoration of Rights under Texas Code of Criminal Procedure 48.05

⁴All oaths, affidavits, or affirmations made within this State may be administered and a certificate of the fact given by a judge, clerk, or commissioner of any court of record, a notary public, a justice of the peace, city secretary (for a city office), and the Secretary of State of Texas. See Chapter 602 of the Texas Government Code for the complete list of persons authorized to administer oaths.

**SOLICITUD DE INSCRIPCIÓN PARA UN LUGAR EN LA BOLETA DE UNA ELECCIÓN GENERAL
 PARA UNA CIUDAD, DISTRITO ESCOLAR U OTRA SUBDIVISIÓN POLÍTICA**

TODA LA INFORMACIÓN ES REQUERIDA A MENOS QUE SE INDIQUE COMO OPCIONAL¹ El hecho de no proporcionar la información requerida puede resultar en el rechazo de la solicitud.

SOLICITUD DE INSCRIPCIÓN PARA UN LUGAR EN LA BOLETA DE UNA ELECCIÓN GENERAL DE _____					
Para: Secretario(a) de la Ciudad/ Secretario(a) del Consejo (nombre de la elección)					
Solicito que mi nombre se incluya en la boleta oficial mencionada anteriormente como candidato(a) al cargo indicado a continuación.					
CARGO SOLICITADO (Incluya cualquier número de cargo u otro número distintivo, si lo hay.)			INDIQUE TÉRMINO <input type="checkbox"/> TÉRMINO COMPLETO <input type="checkbox"/> TÉRMINO INCOMPLETO		
NOMBRE COMPLETO (Primer Nombre, Segundo Nombre, Apellido)			ESCRIBA SU NOMBRE COMO DESEA QUE APAREZCA EN LA BOLETA*		
DIRECCIÓN DE RESIDENCIA PERMANENTE (No incluya un apartado postal o una ruta rural. Si usted no tiene una dirección de residencia, describa la ubicación de la residencia.)			DIRECCIÓN DE CORREO PÚBLICO (Opcional) (Dirección en la que recibe la correspondencia relacionada con la campaña, si está disponible.)		
CIUDAD	ESTADO	CÓDIGO POSTAL	CIUDAD	ESTADO	CÓDIGO POSTAL
DIRECCIÓN DE CORREO ELECTRÓNICO PÚBLICO (Opcional) (Dirección donde recibe correo electrónico relacionado con la campaña, si está disponible.)		OCUPACIÓN (No deje este espacio en blanco)	FECHA DE NACIMIENTO / /	VOID – NÚMERO ÚNICO DE IDENTIFICACIÓN DE VOTANTE² (Opcional)	
INFORMACIÓN DE CONTACTO TELEFÓNICO (Opcional) Hogar: _____ Trabajo: _____ Celular: _____					
ESTADO DE CONDENA POR DELITO GRAVE (DEBE marcar una)			DURACIÓN DE RESIDENCIA CONTINUA A PARTIR DE LA FECHA EN QUE ESTA SOLICITUD FUE JURADA		
<input type="checkbox"/> No he sido finalmente condenado por un delito grave. <input type="checkbox"/> He sido finalmente condenado por un delito grave, pero he sido indultado o liberado de otro modo de las discapacidades resultantes de esa condena por delito grave y he proporcionado prueba de este hecho con la presentación de esta solicitud. ³			EN EL ESTADO DE TEXAS ____ año(s) ____ mes(es)		EN EL TERRITORIO/DISTRITO/PRECINTO DEL CUAL SE ELIGE EL CARGO BUSCADO ____ año(s) ____ mes(es)
*Si usa un apodo como parte de su nombre para aparecer en la boleta, también está firmando y jurando las siguientes declaraciones: Juro además que mi apodo no constituye un lema ni contiene un título, ni indica un punto de vista o afiliación política, económica, social o religiosa. He sido comúnmente conocido por este apodo durante al menos tres años antes de esta elección. Por favor, revise las secciones 52.031, 52.032 y 52.033 del Código Electoral de Texas con respecto a las reglas sobre cómo se pueden incluir los nombres en la boleta oficial.					
Ante mí, la autoridad abajo firmante, en este día apareció personalmente (nombre del candidato) _____, quien estando a mi lado aquí y ahora debidamente juramentado, bajo juramento dice: “Yo, (nombre del candidato) _____, del condado de _____, Texas, siendo candidato para el cargo de _____, juro que apoyaré y defenderé la Constitución y las leyes de los Estados Unidos y del Estado de Texas. Soy un ciudadano de los Estados Unidos elegible para ocupar dicho cargo según la Constitución y las leyes de este estado. No se me ha determinado por un fallo final de una corte que ejerce la jurisdicción testamentaria que esté totalmente incapacitado mentalmente o parcialmente incapacitado sin derecho a voto. Soy consciente de la ley de nepotismo según el Capítulo 573 del Código de Gobierno. Soy consciente de que debo divulgar cualquier condena previa de un delito grave y, si he sido condenado, debo proporcionar prueba de que he sido indultado o liberado de otro modo de las discapacidades resultantes de dicha condena final por delito grave. Soy consciente de que proporcionar a sabiendas información falsa en la solicitud con respecto a mi posible estado de condena por delito grave constituye un delito menor de Clase B. Juro además que las declaraciones anteriores incluidas en mi solicitud son, en todos los aspectos, verdaderas y correctas.”					
X _____ FIRMA DEL CANDIDATO					
Jurado y suscrito ante mí este día ____ de ____ del ____ por ____. (día) (mes) (año) (nombre de candidato)					
Firma del oficial autorizado para administrar el juramento ⁴			Nombre del oficial autorizado para administrar juramentos en letra de molde Notarial o sello oficial		
Título del oficial autorizado para administrar el juramento					
TO BE COMPLETED BY FILING OFFICER: THIS APPLICATION IS ACCOMPANIED BY THE REQUIRED FILING FEE (If Applicable) PAID BY: <input type="checkbox"/> CASH <input type="checkbox"/> CHECK <input type="checkbox"/> MONEY ORDER <input type="checkbox"/> CASHIERS CHECK OR <input type="checkbox"/> PETITION IN LIEU OF A FILING FEE.					
This document and \$_____ filing fee or a nominating petition of _____ pages received. <input type="checkbox"/> Voter Registration Status Verified					
_____/_____/_____ _____		(See Section 1.007)		_____	
Date Received		Date Accepted		Signature of Filing Officer or Designee	

INSTRUCCIONES

Una solicitud para un lugar en la elección general para una ciudad, distrito escolar u otra subdivisión política, no puede ser presentada antes de los 30 días antes de la fecha límite prescrita por este código para presentar la solicitud. Una solicitud presentada antes de ese día es nula. Todos los campos de la solicitud **deben** completarse a menos que estén específicamente marcados como opcional.

Para una elección que se lleve a cabo en una fecha de elección uniforme, el día de la fecha límite de presentación es el 7^o día antes del día de la elección.

Si tiene preguntas sobre la solicitud, por favor póngase en contacto con la División de Elecciones del Secretario de Estado llamando al 800-252-8683.

LEY DE NEPOTISMO

El candidato debe firmar esta declaración indicando su conocimiento de la ley del nepotismo. Cuando un candidato firma la solicitud, es un reconocimiento de que el candidato conoce la ley del nepotismo. Las prohibiciones de nepotismo del capítulo 573, Código de Gobierno, se resumen a continuación:

Ningún funcionario puede nombrar, votar o confirmar el nombramiento o empleo de cualquier persona emparentada dentro del segundo grado por afinidad (matrimonio) o del tercer grado por consanguinidad (sangre) con sí mismo, o con cualquier otro miembro del órgano de gobierno o corte en el que se desempeña cuando la compensación de esa persona debe pagarse con fondos públicos o honorarios del cargo. Sin embargo, nada en la ley impide el nombramiento, la votación o la confirmación de cualquier persona que haya estado empleada continuamente en la oficina o el empleo durante el período siguiente antes de la elección o el nombramiento del funcionario o miembro emparentado con el empleado en el grado prohibido: seis meses, si el funcionario o miembro es elegido en una elección que no sea la elección general para funcionarios estatales y del condado.

Ningún candidato puede tomar medidas para influir en un empleado del cargo al que aspira a ser elegido o en un empleado o funcionario del organismo gubernamental al que aspira a ser elegido en relación con el nombramiento o el empleo de una persona emparentada con el candidato en un grado prohibido, tal como se ha indicado anteriormente. Esta prohibición no se aplica a las acciones de un candidato con respecto a una clase o categoría de buena fe de empleados o empleados prospectos.

NOTAS

¹Una solicitud para un lugar en la boleta electoral, incluida cualquier petición que la acompañe, es información pública inmediatamente después de su presentación. (Sección 141.035, Código Electoral de Texas)

²La inclusión del número único de identificación de votante (VUID, por sus siglas en Inglés) es opcional. Sin embargo, a muchos candidatos se les exige que estén registrados como votantes en el territorio desde el cual se elige el cargo en el momento de la fecha límite de presentación. Por favor, visite el sitio web de la División de Elecciones de la Secretaría de Estado para obtener información adicional. <http://www.sos.state.tx.us/elections/laws/hb484-faq.shtml>

³La prueba de liberación de las discapacidades resultantes de una condena por un delito grave incluiría prueba de clemencia judicial según el Código de Procedimiento Penal de Texas 42A.701, prueba de indulto ejecutivo según el Código de Procedimiento Penal de Texas 48.01, o prueba de una restauración de derechos según el Código de Procedimiento Penal de Texas 48.05. (Opinión de Fiscal General de Texas KP-0251)

Se debe enviar uno de los siguientes documentos con esta solicitud:

Clemencia judicial según el Código de Procedimiento Penal de Texas 42A.701

Prueba de indulto ejecutivo según el Código de Procedimiento Penal de Texas 48.01

Prueba de una restauración de derechos según el Código de Procedimiento Penal de Texas 48.05

⁴Todos los juramentos, declaraciones juradas o afirmaciones hechas dentro de este estado pueden ser administrados y un certificado del hecho dado por un juez, secretario(a) o comisionado de cualquier corte de registro, un notario público, un juez de paz, secretario municipal (para una oficina de la ciudad) y el Secretario de Estado de Texas. Consulte el Capítulo 602 del Código del Gobierno de Texas para obtener la lista completa de personas autorizadas a administrar juramentos.

ELECTION CODE

TITLE 9. CANDIDATES

CHAPTER 141. CANDIDACY FOR PUBLIC OFFICE GENERALLY

SUBCHAPTER A. ELIGIBILITY FOR PUBLIC OFFICE

Sec. 141.001. ELIGIBILITY REQUIREMENTS FOR PUBLIC OFFICE.

(a) To be eligible to be a candidate for, or elected or appointed to, a public elective office in this state, a person must:

- (1) be a United States citizen;
- (2) be 18 years of age or older on the first day of the term to be filled at the election or on the date of appointment, as applicable;
- (3) have not been determined by a final judgment of a court exercising probate jurisdiction to be:
 - (A) totally mentally incapacitated; or
 - (B) partially mentally incapacitated without the right to vote;
- (4) have not been finally convicted of a felony from which the person has not been pardoned or otherwise released from the resulting disabilities;
- (5) have resided continuously in the state for 12 months and in the territory from which the office is elected for six months immediately preceding the following date:
 - (A) for a candidate whose name is to appear on a general primary election ballot, the date of the regular filing deadline for a candidate's application for a place on the ballot;
 - (B) for an independent candidate, the date of the regular filing deadline for a candidate's application for a place on the ballot;
 - (C) for a write-in candidate, the date of the election at which the candidate's name is written in;

(D) for a party nominee who is nominated by any method other than by primary election, the date the nomination is made; and

(E) for an appointee to an office, the date the appointment is made;

(6) on the date described by Subdivision (5), be registered to vote in the territory from which the office is elected; and

(7) satisfy any other eligibility requirements prescribed by law for the office.

(a-1) For purposes of satisfying the continuous residency requirement of Subsection (a) (5), a person who claims an intent to return to a residence after a temporary absence may establish that intent only if the person:

(1) has made a reasonable and substantive attempt to effectuate that intent; and

(2) has a legal right and the practical ability to return to the residence.

(a-2) Subsection (a-1) does not apply to a person displaced from the person's residence due to a declared local, state, or national disaster.

(a-3) The authority with whom an application for a place on a general primary election ballot is filed under Section [172.022](#) shall, to the extent permitted by law, use Subsections (a) and (a-1) in determining whether a candidate meets the residency requirements for a public elective office.

(b) A statute outside this code supersedes Subsection (a) to the extent of any conflict.

(c) Subsection (a) does not apply to an office for which the federal or state constitution or a statute outside this code prescribes exclusive eligibility requirements.

(d) Subsection (a) (6) does not apply to a member of the governing body of a district created under Section [52](#)(b) (1) or (2), Article III, or Section [59](#), Article XVI, Texas Constitution.

Acts 1985, 69th Leg., ch. 211, Sec. 1, eff. Jan. 1, 1986.

Amended by:

Acts 2007, 80th Leg., R.S., Ch. 614 (H.B. [417](#)), Sec. 28,
eff. September 1, 2007.

Acts 2015, 84th Leg., R.S., Ch. 504 (H.B. [484](#)), Sec. 1,
eff. September 1, 2015.

Acts 2019, 86th Leg., R.S., Ch. 1047 (H.B. [831](#)), Sec. 1,
eff. January 1, 2020.



A Guide to Becoming a City Official

Updated July 2019

The Texas Municipal League exists solely to provide services to Texas cities. Since its formation in 1913, the League's mission has remained the same: to serve the needs and advocate the interests of its members.

The TML Constitution states that the purpose of the League is to "render services which individual cities have neither the time, money, nor strength to do alone."

Texas Municipal League
1821 Rutherford Lane, Suite 400
Austin, Texas 78754
512-231-7400
www.tml.org

Table of Contents

Congratulations on Your Decision to File for City Office	3
Leadership Attributes for Councilmembers.....	3
An Elected Official Wears Many Hats	4
Mayors, Councils, and Boards of Alderman	5
Are You Eligible?	5
Filing for a Place on the Ballot	5
Texas Ethics Commission Campaign Finance Filings	6
An Introduction to City Government.....	6
Types of City Government	6
Forms of Government	7
Basic City Services	7
City Finance	8
Ethics and Conflicts of Interest	8
Local Government Code Chapter 171 – Conflicts of Interest	8
Local Government Code Chapter 176 – Conflicts Disclosure	9
Government Code Chapter 553 – Conflicts Disclosure	10
Financial Disclosure for Cities of a Population of 100,000 or More.....	10
Nepotism	10
Dual Office-Holding/Incompatibility.....	11
Open Government	11
Texas Open Meetings Act (TOMA).....	11
Texas Public Information Act (PIA).....	13
Open Government Training	13
A Basic Glossary of City Government	14
Good Luck.....	16

Congratulations on Your Decision to File for City Office

Serving as an effective city elected official requires dedication, knowledge, and a substantial time commitment, and there are countless reasons why people choose to run for public office. While you may have a very specific reason for seeking a place on the city council, you will be involved in a number of other issues that can have a lasting impact on your city's future. For this reason, becoming a city elected official can be one of the most rewarding experiences of your life. An understanding of your role on the city council—as a member of a team—is critical to your success.

This booklet is designed to familiarize you with the responsibilities of city elected office. Use it as a reference guide during your campaign. Don't hesitate to ask your city manager or city secretary questions about your specific city structure. If you are elected, you may want to seek out the many other resources that help to guide newly elected officials in their new roles.

Material contained in this brochure should not be viewed as a substitute for legal advice or specific information applicable to your city. In addition, if you're serious about your candidacy, you should consider other, more detailed information sources available to you, including:

- attending city council or board of aldermen meetings
- examining your charter, if your city is home rule
- reviewing city ordinances
- the *TML Handbook for Mayors and Councilmembers*

For information on elections, you may get additional information from the city clerk or secretary or the Texas Secretary of State's office. You should also consult your own attorney or familiarize yourself with the requirements of election laws.

Leadership Attributes for Councilmembers

Do you have the necessary leadership attributes to be an effective city leader? At a minimum, successful elected officials must devote a significant amount of time and energy to fulfill a position that answers directly to citizens. Some desirable leadership attributes include:

- a general understanding of city government
- willingness to learn about a wide range of topics
- integrity

- consistency
- confidence
- dedication to the interests of citizens and the community as a whole
- strong communication and team-building skills, including being a good listener
- openness to the thoughts and ideas of others
- being approachable and accessible
- willingness to work cooperatively with others

An Elected Official Wears Many Hats

Local elected officials have many responsibilities—policymaker, legislator, ambassador, and employer.

The office of mayor is the highest elected office in city government. City councilmembers are the city’s legislators, and their primary role is policymaking. The manner in which administrative responsibilities are handled depends on your city type, with which you should be familiar.

Policymaker

As policymakers, it is the council’s responsibility to identify the needs of the citizens and to formulate a plan to meet those needs. Policymaking is a complicated process but can be simplified if the city council works together as a team and sets goals for the city. It is from the city council’s vision that the administrative staff of the city takes direction and goes about its daily work. The goals of the city should be clear. There are many legal, financial, and administrative considerations to implementing the goals of the city, and without clear direction the effectiveness of the city council can be diminished.

Legislator

Citizens look to the city council to exercise authority to preserve and promote their health, safety, and welfare. A city council may enact ordinances and resolutions and use its governmental powers for the public good. Citizens expect their city council to provide leadership in addressing issues. It is important to show respect for your fellow councilmembers and be willing to discuss issues thoroughly to reach a consensus on the best course of action for all citizens, whatever the issue.

Ambassador

As a member of your city council, you will be invited to participate in a variety of civic activities. These events will provide you opportunities to learn more about what citizens of your city expect from city government. While not everyone likes this type of public spotlight, it is an important part of your role as a councilmember.

Employer

An understanding of your role as an elected official is vital to your relationship with the city staff. Just as in any productive employer-employee relationship, trust and respect are important. You can learn a great deal about the city from city employees. In many cities, councilmembers come and go, but the city staff continues to serve.

Mayors, Councils, and Boards of Aldermen

The mayor and city council or board of aldermen collectively serve as the governing body for a city and normally possess all legislative powers granted by state law. The positions of both councilmember and alderman have been compared to those of the members of the state legislature and the United States Congress. All these positions require elected officials to represent their constituents, to make policy decisions, to budget for the execution of the policies, and to see that their policies are carried out. Unlike their counterparts in state and federal offices, however, city officials are in direct contact with the citizens they serve on an ongoing basis.

Are You Eligible?

To run for office in a general law city in Texas, you must, among other requirements:

- be a citizen of the United States;
- be at least 18 years old on the date of the election; and
- be a registered voter and have lived in the State of Texas for at least 12 consecutive months prior to the filing date for the election, and in your city or ward for at least 6 months prior to the filing date for the election.

Certain offices and certain city types have additional requirements in state law, so you should be sure to check with both the city and the Texas Secretary of State's Elections Division to ensure that you are eligible. A home rule city may set different requirements in its charter, so check with your city clerk or secretary on whether additional or different requirements apply. The Texas Secretary of State website is at www.sos.state.tx.us.

Filing for a Place on the Ballot

To run for city office, you must file an application with the city clerk or secretary. The application includes information required by the Texas Election Code and must be filed according to deadlines set by that code. A candidate may either file for a place on the ballot or as a write-in candidate, but an application must be filed in either case. A home rule city may also have additional requirements and procedures for filing for a place on the ballot. Your city clerk or secretary can inform you of the rules and deadlines.

Texas Ethics Commission Campaign Finance Filings

State law requires the filing of various forms by a candidate for city office.

All candidates for city offices must file an “Appointment of a Campaign Treasurer by a Candidate” form with the city secretary before beginning their campaigns. Candidates who do not intend to accept more than \$500 in political contributions or make more than \$500 in political expenditures may file a modified reporting declaration and operate under modified reporting. Under modified reporting, the candidate is not required to file any further forms beyond the final report, which is filed at the end of the campaign. Semiannual reports may still be required in some cases.

Candidates who intend to accept more than \$500 in political contributions or make more than \$500 in political expenditures, or who exceed that amount even after filing for modified reporting, must file under regular reporting requirements. Reports due under these requirements must be submitted by January 15 and July 15 of each year. The reports filed on these dates are known as semiannual reports. An opposed candidate in an upcoming city election who is using regular reporting must file reports of contributions and expenditures 30 days and 8 days before the election. A candidate in a runoff must file a report 8 days before the runoff election. Candidates filing under regular reporting are also required to file a final report at the end of the campaign.

Detailed information on filing is available on the Texas Ethics Commission’s website at www.ethics.state.tx.us.

An Introduction to City Government

Elected city officials should have a basic understanding of city government and the duties, authority, and limitations of an elected body. What follows is a brief introduction to a few basic governance issues.

Of course, there is no better way to understand what elected officials do than to attend council meetings. In addition, most cities and towns have advisory boards that are formed to make or recommend policy or quasi-judicial decisions, such as a planning commission or parks and recreation board. Serving on these and other appointed boards is another excellent way to become informed.

Types of City Government

Texas has more than 1,200 incorporated cities; each of them is either a home rule city or a general law city.

Home rule cities are larger cities. A city with a population of more than 5,000 in which the citizens have adopted a home rule charter through an election is a home rule city. A home rule charter is the document that establishes the city's governmental structure and provides for the distribution of powers and duties.

General law cities are usually smaller cities. General law cities don't have charters. Rather, they operate according to specific state statutes. A general law city looks to the state constitution and state statutes to determine what it **may do**. If state law doesn't grant a general law city the express or implied power to initiate a particular action, none may be taken. There are three categories of general law cities: type A, B, or C. If you are seeking office in a general law city, you should ask your city manager or city secretary to clarify the type in order to understand which state laws apply.

As opposed to general law cities, a home rule city operates according to its charter and looks to the state constitution and state statutes to determine what it **may not do**.

Forms of Government

There are two prevalent forms of city government in Texas:

Mayor-Council Structure

- The mayor is the ceremonial head of government and presides over council or board of aldermen meetings.
- The council or board of aldermen sets meetings.
- The council or board of aldermen sets policy.
- Depending on local charter and/or ordinances, applicable statute, or local practice, broad or limited administrative authority is vested with the mayor or members of the council or board of aldermen or with an administrator or designated department heads appointed by the mayor, council, or board of aldermen.

Council-Manager Structure

- The mayor is the ceremonial head of government and presides over council meetings.
- The council sets policy and hires and fires the manager.
- The city manager normally has broad administrative authority.

Basic City Services

Services provided by cities vary. However, some typical services may include:

Public Safety—police, fire, and sometimes ambulance service

Utilities—water and sewer, trash collection, electric power, and natural gas

Land Use—planning, zoning, code enforcement, and other regulatory activities

Transportation—street construction and maintenance, traffic safety, and sometimes public transit

Recreation/Culture—parks, recreation, libraries, and sometimes cultural facilities

Legal—ordinances protecting the public health, safety, and welfare of the community

City Finance

In budgeting, the governing body makes important decisions about the operation and priorities of the city. Is a swimming pool more important than storm sewers? Does the city need a new library more than it needs extra police personnel? Should the potholes be filled or the street completely rebuilt? Budgeting is a process by which the governing body determines the city's standard of living—what the citizens need and want, what they are willing to pay, and what services they can expect to receive for their tax dollars.

Cities levy specific taxes to finance city services. In addition, many city services are financed in whole or in part by user fees and charges. The following are the most common taxes and fees levied by Texas cities:

Property tax—levied on the valuation of taxable property located within the city

Sales tax—levied on retail sales of tangible personal property and some specific services

Right-of-way rental fees—levied on non-municipally owned utilities (telecommunications, electric, gas, water, cable television)

Finally, cities receive some revenues from various federal and state grant and allocation programs. TML provides a comprehensive guide to all revenue sources available to cities. The guide is called the *TML Revenue Manual for Texas Cities* and is available at www.tml.org.

Ethics and Conflicts of Interest

Various laws govern the behavior of a city official. A brief overview of the most commonly-applicable statutes follows.

Local Government Code Chapter 171 – Conflicts of Interest

Definition of “conflict of interest”: A local public official has a conflict of interest in a matter if any action on the matter would involve a business entity or real property

in which the official has a substantial interest, and if an action on the matter will result in a special economic effect on the business that is distinguishable from the effect on the public, or in the case of a substantial interest in real property, it is reasonably foreseeable that the action will have a special economic effect on the value of the property, distinguishable from its effect on the public. A local public official is also considered to have a substantial interest if a close relative has such an interest.

General rule: If a local public official has a conflict of interest in regard to a business entity or real property, that official must file an affidavit with the city secretary stating the interest and must abstain from any participation or vote on the matter.

Exception: If a local public official has a conflict of interest and files an affidavit, the official is not required to abstain from further participation or a vote on the matter if a majority of the members of the governing body also have a conflict of interest and file an affidavit.

Penalties: Penalties for violating the conflict of interest provisions range from having the action voided to the imposition of fines and incarceration.

Local Government Code Chapter 176 – Conflicts Disclosure

Local Government Code Chapter 176 requires that “local government officers”—including mayors, councilmembers, and certain other executive city officers and agents—file a “conflicts disclosure statement” with a city’s records administrator within seven days of becoming aware of any of the following situations:

- A city officer or the officer’s family member has an employment or business relationship that results in taxable income of more than \$2,500 in the preceding 12 months with a person who has contracted with or is considering contracting with the city (“vendor”).
- A city officer or the officer’s family member receives and accepts one or more gifts with an aggregate value of \$100 in the preceding 12 months from a vendor.
- A city officer has a family relationship with a vendor.

The law also requires a vendor to file a “conflict of interest questionnaire” if the vendor has a business relationship with the city and has an employment or other relationship with an officer or officer’s family members, has given a gift to either, or has a family relationship with a city officer. The conflicts disclosure statement and

the conflict of interest questionnaire are created by the Texas Ethics Commission and are available online at www.ethics.state.tx.us. An officer who knowingly fails to file the statement commits either a class A, B, or C misdemeanor, depending on the amount of the contract.

Government Code Chapter 553 – Conflicts Disclosure

Government Code Chapter 553 requires that city officers and candidates for city office who have a legal or equitable interest in property that is to be acquired with public funds file an affidavit within 10 days before the date on which the property is to be acquired by purchase or condemnation. The affidavit must be filed with: (1) the county clerk of the county in which the officer or candidate resides; and (2) the county clerk of each county in which the property is located.

A person who fails to file the required affidavit is presumed to have committed a Class A misdemeanor offense if the person had actual notice of the acquisition or intended acquisition of the property.

Financial Disclosure for Cities of a Population of 100,000 or More

Chapter 145 of the Texas Local Government Code requires candidates and elected city officials in cities with a population of 100,000 or more to fill out detailed financial statements to be filed with the city secretary or city clerk.

Nepotism

Definition of "nepotism": Nepotism is the appointment or employment of a close relative of a city's "final hiring authority (the city council or city manager, depending on the form of government)" to a paid position with the city.

General rule: A public official, acting alone or as a member of a governing body, generally may not appoint a close relative to a paid position, regardless of the relative's merit. In addition, a person may not continue to be employed by a city if a close relative is elected to the city council, unless he or she falls under an exception.

Exception: If the employee has been continuously employed by the city for a certain period of time, an employee may remain employed by the city if a close relative is elected to city council.

Exception: The nepotism statute does not apply to cities with fewer than 200 people.

Penalties: Penalties for violating the nepotism provisions include a fine and immediate removal from office.

Dual Office-Holding/Incompatibility

Definition of “dual office-holding” and general rule: The Texas Constitution generally prohibits one person from holding more than one paid public office.

Definition of “incompatibility” and general rule: Texas law prohibits one person from holding two public offices, regardless of whether one or both offices are paid, if one position might impose its policies on the other or subject it to control in some other way. There are three types of incompatibility: (1) “self-appointment” incompatibility prohibits a member of a governing body from being appointed to a position over which the governing body has appointment authority; (2) “self-employment” incompatibility prohibits a member of a governing body from being employed in a position over which the governing body has employment authority; and (3) “conflicting loyalties” incompatibility prohibits one person from holding two public offices in which the duties of one office might negatively affect the duties of the other office.

Penalties: A person who accepts a prohibited second office automatically resigns the first office.

Open Government

Before assuming public office, you should become familiar with Texas Open Meetings Act (TOMA) and Public Information Act (PIA). These laws apply to political subdivisions in Texas, including cities, and outline what meetings and information must be open and available to the public.

Texas Open Meetings Act (TOMA)

The Texas Open Meetings Act (TOMA) reflects the policy that public bodies are engaged in the public’s business. Consequently, city council or board of aldermen meetings should be open to the public and held only after the public has been properly notified. The TOMA governs how city meetings are conducted. Some general principles follow.

Definition of “meeting”: A meeting occurs any time a quorum of the city council discusses public business that is within the city council’s jurisdiction, regardless of the location or means of communication (e.g., phone, in person, email).

General rule: Every regular, special, or called meeting of the city council and most boards and commissions (depending on membership and authority) must be open to the public.

Exception: TOMA does not apply to purely social gatherings, conventions and workshops, ceremonial events, press conferences, or candidate forums, so long as any discussion of city business is incidental to the purpose of the gathering, and no action is taken.

Exception: A city may use an online message board that is viewable by the public for city councilmembers to discuss city business. The message board must meet several criteria provided for in TOMA.

Exception: Statutorily authorized executive or "closed" sessions, including deliberations concerning: (1) purchase or lease of real property; (2) consultation with attorney; (3) personnel matters; (4) economic development; (5) certain homeland security matters; and (6) certain cyber-security matters.

To hold an executive session, the governing body must first convene in open session, identify which issues will be discussed in executive session, and cite the applicable exception. All final actions, decisions, or votes must be made in an open meeting.

Agenda: A governmental body must post an agenda that includes the date, hour, place, and subject of each meeting. The agenda must be posted on a regular or electronic bulletin board at city hall in a place readily accessible to the public at all times for at least 72 hours before the meeting. In addition, for cities that have an Internet website, the city must post the city council's agenda 72 hours before the meeting on that website.

Records of meetings: Cities must keep written minutes or recordings of all open meetings, and a certified agenda or recording of all executive/closed meetings, except for closed consultations with an attorney. The minutes must state the subject and indicate each vote, decision, or other action taken, and a city that has a website must post the approved minutes on that website.

Minutes and recording of an open meeting are public records, while certified agendas and recording of a closed meeting are confidential and cannot be released to the public except by court order.

Penalties: Penalties for violating the TOMA range from having the action voided to the imposition of fines and incarceration. Any action taken in violation is voidable and may be reversed in a civil lawsuit. There are four criminal provisions under the TOMA, including:

- (1) Knowingly engaging in a series of communications of less than a quorum of members discussing city business that will ultimately be deliberated by a quorum of members;
 - (2) Calling or participating in an impermissible closed meeting;
 - (3) Participating in an executive session without a certified agenda or recording;
- and
- (4) Disclosing a certified agenda or recording to a member of the public.

Texas Public Information Act (PIA)

The Texas Public Information Act governs the availability of city records to the public. Some general provisions follow.

Definition of “public information”: Public information includes any information that is collected, assembled, or maintained by or for a governmental entity, regardless of the format. Public information can include city-related emails or texts on a city official’s personal devices/accounts.

General rule: Most information held by a city is presumed to be public information and must be released pursuant to a written request.

Exceptions: Specific statutory exceptions to disclosure allow certain types of information to be withheld from the public. Other statutes make certain kinds of information “confidential by law,” meaning that a city must withhold that information from the public. Because there are numerous exceptions, city officials should consult with local counsel immediately on receipt of a request.

Procedure: Any member of the public may request information in writing. A city official is prohibited from inquiring into the requestor’s motives and is generally limited to: (1) releasing the information as quickly as is practicable, but generally not later than ten business days following the request; or (2) requesting an opinion from the Texas attorney general’s office within ten business days of the receipt of the request as to whether the information may be withheld. Recent statutory changes and rulings by the attorney general have granted cities the authority to withhold specified types of confidential information without going through the process of seeking an opinion from the attorney general’s office.

Penalties: Penalties for violating the PIA range from a civil lawsuit against the city or a city official to the imposition of fines and incarceration. There are three general criminal provisions under the PIA, including: (1) refusing to provide public information; (2) providing confidential information; and (3) destroying government information improperly.

Open Government Training

Each elected or appointed member of a governmental body must take at least one hour of training in both the Open Meetings Act and the Public Information Act. For more information, please visit the attorney general's website at www.texasattorneygeneral.gov.

A Basic Glossary of City Government

Budgeting: Crafting, passing, and following a city budget are among the most important tasks you will perform as a councilmember. Cities cannot make expenditures except in strict accordance with a budget, and they can levy taxes only in accordance with the budget.

Conflicts of Interest: As a councilmember, you are prohibited from voting or deliberating on agenda items that affect your own business, financial interests, or real property. You'll be required to file an affidavit with the city secretary disclosing the details of your conflict, and that affidavit becomes a public record. Also, you are required to disclose in writing the receipt of any gifts or income from any vendor that does business with the city.

Dual Office-Holding/Incompatibility: Councilmembers cannot hold other paid public offices; in many cases, they cannot hold other unpaid public offices, either. Further, councilmembers can't take paid jobs with their own city, nor can they appoint themselves to other posts or positions. Finally, think twice about announcing to run for another public office while you're still a councilmember—you may automatically resign your council seat when you do. Check with your city attorney or the Texas Municipal League before considering any other position or job that might be a problem.

Employment Policies: In general law cities, the final authority on employment decisions typically rests with the council as a whole. In home rule cities, the charter usually determines who makes employment decisions. As a member of the council, you should familiarize yourself with the city's employment policies and periodically consult with your city attorney to ensure the policies are kept up to date.

Government Transparency: The Texas Public Information Act and the Open Meetings Act require access to records and meetings. After a city receives a written request for information under the Public Information Act, it must promptly provide copies or access to information, with limited exceptions. The Texas attorney general generally determines whether information is excepted from disclosure to the public. City councils are required to conduct their meetings in accordance with the Open Meetings Act. City officials are required by law to attend training in both Acts.

Gifts and Donations: Cities are prohibited by the Texas Constitution from giving money or any thing of value to a private individual, association, or corporation. The exception to this doctrine is when the city council determines that a donation will serve a public purpose of the city. The decision as to what constitutes a public purpose is left to the discretion of the city council, but may be overturned by a court. State law also places strict requirements on what gifts an elected official or candidate may receive. Officials and candidates should review these rules before giving or accepting any gift.

Holdover: The Texas Constitution includes a provision that allows an elected official who is no longer qualified for office to continue to serve until his or her vacancy is filled by a qualified individual. This provision allows a city to continue to conduct business even when it loses one or more councilmembers. However, some disqualifications may prevent the disqualified councilmember from continuing to serve as a holdover, and this issue should be reviewed upon the vacancy being created.

Liability: Councilmembers will generally be held personally liable only for actions taken outside the scope of their duties and responsibilities as members of the governing body. However, the city itself will be potentially liable for actions taken by its councilmembers within the scope of their official duties. (See Tort Claims Act below.)

Meeting: Almost everyone intuitively knows what a meeting is. For example, a regular meeting of a city council, where agenda items are discussed and formal action is taken, is clearly a meeting. However, according to the Texas Open Meetings Act, other gatherings of the members of a governmental body may constitute a meeting. Generally, any time a quorum is present and city business is discussed, all of the Open Meetings Act requirements, including posting of a notice and preparation of minutes, must be followed.

Quorum: A city council must have a quorum to call a meeting to order and conduct business. The number of councilmembers required to establish a quorum varies by city. A quorum in a general law city is determined by state law, and a quorum in a home rule city is spelled out in the city's charter.

Tort Claims Act: The Texas Tort Claims Act limits governmental liability and provides for damage caps for governmental entities. The Act provides that liability for engaging in 36 specifically enumerated "governmental functions" (such as provision of police and fire protection, maintaining city parks, and other activities one expects of a local government) is limited by statute to \$250,000 for personal injury claims and \$100,000 for property damage claims. The Tort Claims Act does not generally provide for private causes of action against individual councilmembers for the actions of the city government.

Votes by Council: When a council votes on an ordinance or resolution, all that is typically needed to pass the item is a majority of those present and voting. While a quorum is the number needed to conduct a meeting, it is not necessary that a quorum actually vote on each agenda item. Local practices may vary from city to city, however.

Good Luck

We wish you luck in the election. No matter the outcome, you will find the process rewarding and should be proud that you made the decision to offer your time and commitment to the citizens of your city. If you are elected, the Texas Municipal League is here to assist you. Contact us at 512-231-7400 or www.tml.org.

Who Belongs to TML?

Membership in the League is voluntary and is open to any city in Texas. From the original 14 members, TML's membership has grown to more than 1,150 cities. Over 16,000 mayors, councilmembers, city managers, city attorneys, and department heads are member officials of the League by virtue of their cities' participation. Associate memberships are available to private sector organizations and companies that strive to provide quality services to municipal government.

TML Service Statement

In serving its member cities, the League strives to:


- Represent the interests of member cities before legislative, administrative, and judicial bodies at the state and federal levels.
- Sponsor and conduct an annual conference and other conferences, seminars, meetings, and workshops for the purpose of studying city issues and exchanging information regarding city government.
- Publish and circulate an official magazine and other publications, reports, and newsletters of interest to member cities.
- Provide for and conduct training on relevant and timely topics related to city government.
- Alert member cities of important governmental or private sector actions or proposed actions that may affect city operations.
- Promote the interests of League affiliates (which represent specific professional disciplines in city governments) and TML regions by providing organizational and technical assistance as directed by the Board and consistent with financial resources.
- Promote constructive and cooperative relationships among cities and between the League and other levels of governments, councils of governments, the National League of Cities, educational institutions, and the private sector.

- Provide in a timely manner any additional services or information that individual members may request, consistent with the member cities' common interests and the League's resources.
- Provide administrative services to the Texas Municipal League risk pools so that quality coverages at reasonable and competitive prices can be made available to member cities and their employees.

TEXAS ETHICS COMMISSION

APPOINTMENT OF A CAMPAIGN TREASURER BY A CANDIDATE

FORM CTA--INSTRUCTION GUIDE



Revised July 26, 2021

Texas Ethics Commission, P.O. Box 12070, Austin, Texas 78711

www.ethics.state.tx.us

(512) 463-5800 • TDD (800) 735-2989

Promoting Public Confidence in Government

FORM CTA—INSTRUCTION GUIDE

TABLE OF CONTENTS

GENERAL INSTRUCTIONS	1
DUTIES OF A CANDIDATE OR OFFICEHOLDER	1
QUALIFICATIONS OF CAMPAIGN TREASURER	1
DUTIES OF A CAMPAIGN TREASURER.....	1
REQUIREMENT TO FILE BEFORE BEGINNING A CAMPAIGN	1
WHERE TO FILE A CAMPAIGN TREASURER APPOINTMENT	2
FILING WITH A DIFFERENT AUTHORITY	3
FORMING A POLITICAL COMMITTEE.....	4
CHANGING A CAMPAIGN TREASURER.....	4
AMENDING A CAMPAIGN TREASURER APPOINTMENT	4
REPORTING REQUIREMENT FOR CERTAIN OFFICEHOLDERS	4
TERMINATING A CAMPAIGN TREASURER APPOINTMENT	4
FILING A FINAL REPORT	5
ELECTRONIC FILING.....	5
GUIDES	5
SPECIFIC INSTRUCTIONS	5
PAGE 1	5
PAGE 2	7

APPOINTMENT OF A CAMPAIGN TREASURER BY A CANDIDATE

GENERAL INSTRUCTIONS

These instructions are for the APPOINTMENT OF A CAMPAIGN TREASURER BY A CANDIDATE (Form CTA). Use Form CTA only for appointing your campaign treasurer. Use the AMENDMENT (Form ACTA) for changing information previously reported on Form CTA and for renewing your choice to report under the modified schedule. Note: Candidates for most judicial offices use Form JCTA to file a campaign treasurer appointment.

DUTIES OF A CANDIDATE OR OFFICEHOLDER

As a candidate or officeholder, you alone, not the campaign treasurer, are responsible for filing this form and all candidate/officeholder reports of contributions, expenditures, and loans. Failing to file a report on time or filing an incomplete report may subject you to criminal or civil penalties.

QUALIFICATIONS OF CAMPAIGN TREASURER

A person is ineligible for appointment as a campaign treasurer if the person is the campaign treasurer of a political committee that has outstanding filing obligations (including outstanding penalties). This prohibition does not apply if the committee in connection with which the ineligibility arose has not accepted more than \$5,000 in political contributions or made more than \$5,000 in political expenditures in any semiannual reporting period. A person who violates this prohibition is liable for a civil penalty not to exceed three times the amount of political contributions accepted or political expenditures made in violation of this provision. Note: A candidate may appoint himself or herself as his or her own campaign treasurer.

DUTIES OF A CAMPAIGN TREASURER

State law does not impose any obligations on a candidate's campaign treasurer.

REQUIREMENT TO FILE BEFORE BEGINNING A CAMPAIGN

If you plan to run for a public office in Texas (except for a federal office), you must file this form when you become a candidate even if you do not intend to accept campaign contributions or make campaign expenditures. A "candidate" is a person who knowingly and willingly takes affirmative action for the purpose of gaining nomination or election to public office or for the purpose of satisfying financial obligations incurred by the person in connection with the campaign for nomination or election. Examples of affirmative action include:

- (A) the filing of a campaign treasurer appointment, except that the filing does not constitute candidacy or an announcement of candidacy for purposes of the automatic resignation provisions of Article XVI, Section 65, or Article XI, Section 11, of the Texas Constitution;
- (B) the filing of an application for a place on the ballot;

- (C) the filing of an application for nomination by convention;
- (D) the filing of a declaration of intent to become an independent candidate or a declaration of write-in candidacy;
- (E) the making of a public announcement of a definite intent to run for public office in a particular election, regardless of whether the specific office is mentioned in the announcement;
- (F) before a public announcement of intent, the making of a statement of definite intent to run for public office and the soliciting of support by letter or other mode of communication;
- (G) the soliciting or accepting of a campaign contribution or the making of a campaign expenditure; and
- (H) the seeking of the nomination of an executive committee of a political party to fill a vacancy.

Additionally, the law provides that you must file this form before you may accept a campaign contribution or make or authorize a campaign expenditure, including an expenditure from your personal funds. A filing fee paid to a filing authority to qualify for a place on a ballot is a campaign expenditure that may not be made before filing a campaign treasurer appointment form with the proper filing authority.

If you are an officeholder, you may make officeholder expenditures and accept officeholder contributions without having a campaign treasurer appointment on file. If you do not have a campaign treasurer appointment on file and you wish to accept *campaign* contributions or make *campaign* expenditures in connection with your office or for a different office, you must file this form before doing so. In such a case, a sworn report of contributions, expenditures, and loans will be due no later than the 15th day after filing this form.

WHERE TO FILE A CAMPAIGN TREASURER APPOINTMENT

The appropriate filing authority depends on the office sought or held.

- a. Texas Ethics Commission.** The Texas Ethics Commission (Commission) is the appropriate filing authority for the Secretary of State and for candidates for or holders of the following offices:
 - Governor, Lieutenant Governor, Attorney General, Comptroller, Treasurer, Land Commissioner, Agriculture Commissioner, Railroad Commissioner.
 - State Senator or State Representative.
 - Supreme Court Justice, Court of Criminal Appeals Judge, and Court of Appeals Judge.*
 - State Board of Education.

- A multi-county district judge* or multi-county district attorney.
- A single-county district judge.*
- An office of a political subdivision other than a county if the political subdivision includes areas in more than one county and if the governing body of the political subdivision has not been formed.
- A chair of the state executive committee of a political party with a nominee on the ballot in the most recent gubernatorial election.
- A county chair of a political party with a nominee on the ballot in the most recent gubernatorial election if the county has a population of 350,000 or more.

* Judicial candidates use FORM JCTA to appoint a campaign treasurer.

b. County Clerk. The county clerk (or the county elections administrator or tax assessor, as applicable) is the appropriate local filing authority for a candidate for:

- A county office.
- A precinct office.
- A district office (except for multi-county district offices).
- An office of a political subdivision other than a county if the political subdivision is within the boundaries of a single county and if the governing body of the political subdivision has not been formed.

c. Local Filing Authority. If a candidate is seeking an office of a political subdivision other than a county, the appropriate filing authority is the *clerk or secretary of the governing body* of the political subdivision. If the political subdivision has no clerk or secretary, the appropriate filing authority is the governing body's presiding officer. Basically, any political subdivision that is authorized by the laws of this state to hold an election is considered a local filing authority. Examples are cities, school districts, and municipal utility districts.

FILING WITH A DIFFERENT AUTHORITY

If you have a campaign treasurer appointment on file with one authority, and you wish to accept campaign contributions or make or authorize campaign expenditures in connection with another office that would require filing with a different authority, you must file a new campaign treasurer appointment *and* a copy of your old campaign treasurer appointment (certified by the old authority) with the new filing authority before beginning your campaign. You should also provide written notice to the original filing authority that your future reports will be filed with another authority; use Form CTA-T for this purpose.

FORMING A POLITICAL COMMITTEE

As a candidate, you must file an APPOINTMENT OF A CAMPAIGN TREASURER BY A CANDIDATE (FORM CTA). You may also form a specific-purpose committee to support your candidacy. Remember that filing a campaign treasurer appointment for a political committee does not eliminate the requirement that a candidate file his or her own campaign treasurer appointment (FORM CTA) and the related reports.

NOTE: *See the Campaign Finance Guide for Political Committees for further information about specific-purpose committees.*

CHANGING A CAMPAIGN TREASURER

If you wish to change your campaign treasurer, simply file an amended campaign treasurer appointment (FORM ACTA). This will automatically terminate the outgoing campaign treasurer appointment.

AMENDING A CAMPAIGN TREASURER APPOINTMENT

If *any* of the information reported on the campaign treasurer appointment (FORM CTA) changes, file an AMENDMENT: APPOINTMENT OF A CAMPAIGN TREASURER BY A CANDIDATE (FORM ACTA) to report the change.

REPORTING REQUIREMENT FOR CERTAIN OFFICEHOLDERS

If you are an officeholder who appoints a campaign treasurer after a period of not having one, you must file a report of contributions, expenditures, and loans no later than the 15th day after your appointment is effective. This requirement is not applicable if you are a candidate or an officeholder who is merely changing campaign treasurers.

TERMINATING A CAMPAIGN TREASURER APPOINTMENT

You may terminate your campaign treasurer appointment at any time by:

- 1) filing a campaign treasurer appointment for a successor campaign treasurer, or
- 2) filing a final report.

Remember that you may not accept any campaign contributions or make or authorize any campaign expenditures without a campaign treasurer appointment on file. You may, however, accept officeholder contributions and make or authorize officeholder expenditures.

If your campaign treasurer quits, he or she must give written notice to both you and your filing authority. The termination will be effective on the date you receive the notice or on the date your filing authority receives the notice, whichever is later.

FILING A FINAL REPORT

For filing purposes, you are a “candidate” as long as you have an appointment of campaign treasurer on file. If you do not expect to accept any further campaign contributions or to make any further campaign expenditures, you may file a final report of contributions and expenditures. A final report terminates your appointment of campaign treasurer and relieves you of the obligation of filing further reports as a candidate. If you have surplus funds, or if you retain assets purchased with political funds, you will be required to file annual reports. (*See instructions for FORM C/OH - UC.*) If you are an officeholder at the time of filing a final report, you may be required to file semiannual reports of contributions, expenditures, and loans as an officeholder.

If you do not have an appointment of campaign treasurer on file, you may not accept *campaign* contributions or make *campaign* expenditures. A payment on a campaign debt is a campaign expenditure. An officeholder who does not have an appointment of campaign treasurer on file may accept *officeholder* contributions and make *officeholder* expenditures.

To file a final report, you must complete the CANDIDATE/OFFICEHOLDER CAMPAIGN FINANCE REPORT (FORM C/OH), check the “final” box on Page 1, Section 9, and complete and attach the DESIGNATION OF FINAL REPORT (FORM C/OH-FR).

ELECTRONIC FILING

All persons filing campaign finance reports with the Commission are required to file those reports electronically unless the person is entitled to claim an exemption. Please check the Commission’s website at <http://www.ethics.state.tx.us> for information about exemptions from the electronic filing requirements.

GUIDES

All candidates should review the applicable Commission’s campaign finance guide. Guides are available on the Commission’s website at <http://www.ethics.state.tx.us>.

SPECIFIC INSTRUCTIONS

Each numbered item in these instructions corresponds to the same numbered item on the form.

PAGE 1

- 1. TOTAL PAGES FILED:** After you have completed the form, enter the total number of pages of this form and any additional pages. A “page” is one side of a two-sided form. If you are not using a two-sided form, a “page” is a single sheet.
- 2. CANDIDATE NAME:** Enter your full name, including nicknames and suffixes (e.g., Sr., Jr., III), if applicable. Enter your name in the same way on Page 2, Section 11, of this form.
- 3. CANDIDATE MAILING ADDRESS:** Enter your complete mailing address, including zip code. This information will allow your filing authority to correspond with you. If this information changes, please notify your filing authority immediately.

4. **CANDIDATE PHONE:** Enter your phone number, including the area code and extension, if applicable.
5. **OFFICE HELD:** If you are an officeholder, please enter the office you currently hold. Include the district, precinct, or other designation for the office, if applicable.
6. **OFFICE SOUGHT:** If you are a candidate, please enter the office you seek, if known. Include the district, precinct, or other designation for the office, if applicable.
7. **CAMPAIGN TREASURER NAME:** Enter the full name of your campaign treasurer, including nicknames and suffixes (e.g., Sr., Jr., III), if applicable.
8. **CAMPAIGN TREASURER STREET ADDRESS:** Enter the complete street address of your campaign treasurer, including the zip code. You may enter either the treasurer's business or residential street address. If you are your own treasurer, you may enter either your business or residential street address. Please do not enter a P.O. Box.
9. **CAMPAIGN TREASURER PHONE:** Enter the phone number of your campaign treasurer, including the area code and extension, if applicable.
10. **CANDIDATE SIGNATURE:** Enter your signature after reading the summary. Your signature here indicates that you have read the following summary of the nepotism law; that you are aware of your responsibility to file timely reports; and that you are aware of the restrictions on contributions from corporations and labor organizations.
 - The Texas nepotism law (Government Code, chapter 573) imposes certain restrictions on both officeholders and candidates. You should consult the statute in regard to the restrictions applicable to officeholders.
 - A candidate may not take an affirmative action to influence an employee of the office to which the candidate seeks election in regard to the appointment, confirmation, employment or employment conditions of an individual who is related to the candidate within a prohibited degree.
 - A candidate for a multi-member governmental body may not take an affirmative action to influence an officer or employee of the governmental body to which the candidate seeks election in regard to the appointment, confirmation, or employment of an individual related to the candidate in a prohibited degree.
 - Two people are related within a prohibited degree if they are related within the third degree by consanguinity (blood) or the second degree by affinity (marriage). The degree of consanguinity is determined by the number of generations that separate them. If neither is descended from the other, the degree of consanguinity is determined by adding the number of generations that each is separated from a common ancestor. Examples: (1) first degree - parent to child; (2) second degree - grandparent to grandchild; or brother to sister; (3) third degree - great-grandparent to great-grandchild; or aunt to niece who is child of individual's brother or sister. A husband and wife are related in the first degree by affinity. A wife has the same degree of relationship by affinity to her husband's relatives as her husband has by

consanguinity. For example, a wife is related to her husband's grandmother in the second degree by affinity.

PAGE 2

11. CANDIDATE NAME: Enter your name as you did on Page 1.

12. MODIFIED REPORTING DECLARATION: Sign this option if you wish to report under the modified reporting schedule.

The modified reporting option is not available for candidates for the office of state chair of a political party and candidates for county chair of a political party.

To the left of your signature, enter the year of the election or election cycle to which your selection of modified reporting applies.

Your selection of modified reporting is valid for an entire election cycle. For example, if you choose modified reporting before a primary election, your selection remains in effect for any runoff and for the general election and any related runoff. You must make this selection at least 30 days before the first election to which your selection applies.

An opposed candidate in an election is eligible to report under the modified reporting schedule if he or she does not intend to accept more than \$930 in political contributions or make more than \$930 in political expenditures in connection with an election. The amount of a filing fee paid to qualify for a place on the ballot does not count against the \$930 expenditure limit. An opposed candidate who reports under the modified schedule is not required to file pre-election reports (due 30 days and 8 days before an election) or runoff reports (due 8 days before a runoff). (Note: An *unopposed* candidate is not required to file pre-election reports in the first place.) The obligations to file semiannual reports, special pre-election reports (formerly known as telegram reports), or special session reports, if applicable, are not affected by selecting the modified schedule.

The \$930 maximums apply to each election within the cycle. In other words, you are limited to \$930 in contributions and expenditures in connection with the primary, an additional \$930 in contributions and expenditures in connection with the general election, and an additional \$930 in contributions and expenditures in connection with a runoff.

EXCEEDING \$930 IN CONTRIBUTIONS OR EXPENDITURES. If you exceed \$930 in contributions or expenditures in connection with an election, you must file according to the regular filing schedule. In other words, you must file pre-election reports and a runoff report, if you are in a runoff.

If you exceed either of the \$930 limits *after the 30th day before the election*, you must file a sworn report of contributions and expenditures within 48 hours after exceeding the limit. After that, you must file any pre-election reports or runoff reports that are due under the regular filing schedule.

Your selection is not valid for other elections or election cycles. Use the AMENDMENT (FORM ACTA) to renew your option to file under the modified schedule for a different election year or election cycle.

For more information, see the Commission's campaign finance guide that applies to you.

APPOINTMENT OF A CAMPAIGN TREASURER BY A CANDIDATE

FORM CTA
PG 1

See CTA Instruction Guide for detailed instructions.		1 Total pages filed:	
2 CANDIDATE NAME	MS / MRS / MR	FIRST	MI
	NICKNAME	LAST	SUFFIX
3 CANDIDATE MAILING ADDRESS	ADDRESS / PO BOX; APT / SUITE #; CITY; STATE; ZIP CODE		
	Date Received		
4 CANDIDATE PHONE	AREA CODE	PHONE NUMBER	EXTENSION
	()		
5 OFFICE HELD (if any)			Receipt #
6 OFFICE SOUGHT (if known)			Amount \$
7 CAMPAIGN TREASURER NAME	MS/MRS/MR	FIRST	MI
	NICKNAME	LAST	SUFFIX
8 CAMPAIGN TREASURER STREET ADDRESS (residence or business)	STREET ADDRESS; APT / SUITE #; CITY; STATE; ZIP CODE		
9 CAMPAIGN TREASURER PHONE	AREA CODE	PHONE NUMBER	EXTENSION
	()		
10 CANDIDATE SIGNATURE	<p>I am aware of the Nepotism Law, Chapter 573 of the Texas Government Code.</p> <p>I am aware of my responsibility to file timely reports as required by title 15 of the Election Code.</p> <p>I am aware of the restrictions in title 15 of the Election Code on contributions from corporations and labor organizations.</p> <p style="text-align: center;">_____</p> <p style="text-align: center;">Signature of Candidate</p> <p style="text-align: center;">_____</p> <p style="text-align: center;">Date Signed</p>		

GO TO PAGE 2

CANDIDATE MODIFIED REPORTING DECLARATION

FORM CTA
PG 2

11 CANDIDATE
NAME

12 MODIFIED
REPORTING
DECLARATION

COMPLETE THIS SECTION ONLY IF YOU ARE CHOOSING MODIFIED REPORTING

•• This declaration must be filed no later than the 30th day before the first election to which the declaration applies. ••

•• The modified reporting option is valid for one election cycle only. ••
(An election cycle includes a primary election, a general election, and any related runoffs.)

•• Candidates for the office of state chair of a political party may NOT choose modified reporting. ••

I do not intend to accept more than \$930 in political contributions or make more than \$930 in political expenditures (excluding filing fees) in connection with any future election within the election cycle. I understand that if either one of those limits is exceeded, I will be required to file pre-election reports and, if necessary, a runoff report.

Year of election(s) or election cycle to
which declaration applies

Signature of Candidate

This appointment is effective on the date it is filed with the appropriate filing authority.

TEC Filers may send this form to the TEC electronically at treasappoint@ethics.state.tx.us

or mail to
Texas Ethics Commission
P.O. Box 12070
Austin, TX 78711-2070

**Non-TEC Filers must file this form with the local filing authority
DO NOT SEND TO TEC**

For more information about where to file go to:
<https://www.ethics.state.tx.us/filinginfo/QuickFileAReport.php>

TEXAS ETHICS COMMISSION

AMENDMENT: APPOINTMENT OF A CAMPAIGN TREASURER BY A CANDIDATE

FORM ACTA—INSTRUCTION GUIDE



Revised April 2, 2021

Texas Ethics Commission, P.O. Box 12070, Austin, Texas 78711

www.ethics.state.tx.us

(512) 463-5800 • TDD (800) 735-2989

Promoting Public Confidence in Government

FORM ACTA–AMENDMENT: APPOINTMENT OF A CAMPAIGN TREASURER BY A CANDIDATE

GENERAL INSTRUCTIONS

These instructions are for the AMENDMENT: APPOINTMENT OF A CAMPAIGN TREASURER BY A CANDIDATE (Form ACTA). Use this form for changing information previously reported on Form CTA and for renewing your choice to report under the modified schedule. The information you enter on this form will replace the information from your previous APPOINTMENT OF A CAMPAIGN TREASURER BY A CANDIDATE (Form (CTA)).

If any of the information required to be reported on your CAMPAIGN TREASURER APPOINTMENT changes, you should file an amendment. Use the AMENDMENT form (Form ACTA) to report the changes. Do not use the APPOINTMENT form (Form CTA).

You must also use the AMENDMENT form to renew your option to file under the modified schedule.

Except for your name at the top of the form (and your filer account number, if you file with the Texas Ethics Commission (Commission)), enter only the information that is *different* from what is on your current campaign treasurer appointment. Do not repeat information that has not changed. The “NEW” boxes emphasize that the information entered on this form should only be information that is different from what was previously reported. Any information entered in a space with a “NEW” box will replace the existing information.

SPECIFIC INSTRUCTIONS

Each numbered item in these instructions corresponds to the same numbered item on the form.

PAGE 1

- 1. CANDIDATE NAME:** Enter your name as it is on your current campaign treasurer appointment. Enter your name in the same way on Page 2, Section 13, of this form. If you are reporting a name change, enter your new name under Section 4.
- 2. FILER ID #:** If you are filing with the Commission, you were assigned a filer account number when you filed your initial campaign treasurer appointment. You should have received a letter acknowledging receipt of the form and informing you of your account number. Enter this number wherever you see “FILER ID #.” If you do not file with the Ethics Commission, you are not required to enter an account number.
- 3. TOTAL PAGES FILED:** After you have completed the form, enter the total number of pages of this form and any additional pages. A “page” is one side of a two-sided form. If you are not using a two-sided form, a “page” is a single sheet.

4. **CANDIDATE NAME:** Complete this section only if your name has *changed*. If your name has changed, enter your complete new name, including nicknames and suffixes (e.g., Sr., Jr., III) if applicable.
5. **CANDIDATE MAILING ADDRESS:** Complete this section only if your mailing address has *changed*. If your mailing address has changed, enter your complete new address, including zip code. This information will allow your filing authority to correspond with you.
6. **CANDIDATE PHONE:** Complete this section only if your phone number has *changed*. If your phone number has changed, enter your new phone number, including the area code and extension, if applicable.
7. **OFFICE HELD:** If you are an officeholder, complete this section only if your office has *changed*. If your office has changed, please enter the new office held. Include the district, precinct, or other designation for the office, if applicable.
8. **OFFICE SOUGHT:** If you are a candidate, complete this section only if the office you seek has *changed*. If the office has changed, please enter the office you now seek, if known. Include the district, precinct, or other designation for the office, if applicable.

Note: Changing the office you are seeking may require you to file your reports with a different filing authority. See the Campaign Finance Guide for further information on filing with a different authority.

9. **CAMPAIGN TREASURER NAME:** Complete this section only if your campaign treasurer has *changed*. If your campaign treasurer has changed, enter the full name of your new campaign treasurer, including nicknames and suffixes (e.g., Sr., Jr., III), if applicable.

Qualifications of Campaign Treasurer. A person is ineligible for appointment as a campaign treasurer if the person is the campaign treasurer of a political committee that has outstanding filing obligations (including outstanding penalties). This prohibition does not apply if the committee in connection with which the ineligibility arose has not accepted more than \$5,000 in political contributions or made more than \$5,000 in political expenditures in any semiannual reporting period. A person who violates this prohibition is liable for a civil penalty not to exceed three times the amount of political contributions accepted or political expenditures made in violation of this provision.

10. **CAMPAIGN TREASURER STREET ADDRESS:** Complete this section only if your campaign treasurer's street address has *changed*. If your campaign treasurer's street address has changed, enter the complete new address of your campaign treasurer, including the zip code. You may enter either the treasurer's new business or residential street address. If you are your own treasurer, you may enter either your business or residential street address.
11. **CAMPAIGN TREASURER PHONE:** Complete this section only if your campaign treasurer's phone number has *changed*. If your campaign treasurer's phone number has changed, enter the new phone number of your campaign treasurer, including the area code and extension, if applicable.

12. CANDIDATE SIGNATURE: Enter your signature after reading the summary. Your signature here indicates that you have read the following summary of the nepotism law; that you are aware of your responsibility to file timely reports; and that you are aware of the restrictions on contributions from corporations and labor organizations.

- The Texas nepotism law (Government Code, chapter 573) imposes certain restrictions on both officeholders and candidates. You should consult the statute in regard to the restrictions applicable to officeholders.
- A candidate may not take an affirmative action to influence an employee of the office to which the candidate seeks election in regard to the appointment, confirmation, employment or employment conditions of an individual who is related to the candidate within a prohibited degree.
- A candidate for a multi-member governmental body may not take an affirmative action to influence an officer or employee of the governmental body to which the candidate seeks election in regard to the appointment, confirmation, or employment of an individual related to the candidate in a prohibited degree.
- Two people are related within a prohibited degree if they are related within the third degree by consanguinity (blood) or the second degree by affinity (marriage). The *degree of consanguinity* is determined by the number of generations that separate them. If neither is descended from the other, the degree of consanguinity is determined by adding the number of generations that each is separated from a common ancestor. **Examples:** (1) first degree - parent to child; (2) second degree - grandparent to grandchild; or brother to sister; (3) third degree - great-grandparent to great-grandchild; or aunt to niece who is child of individual's brother or sister. A husband and wife are related in the first degree by affinity. A wife has the same degree of relationship by affinity to her husband's relatives as her husband has by consanguinity. For example, a wife is related to her husband's grandmother in the second degree by affinity.

Note: The changes you have made on this form will replace the information on your previous APPOINTMENT form (Form CTA).

PAGE 2

13. CANDIDATE NAME: Enter your name as you did on Page 1, Section 1.

14. MODIFIED REPORTING DECLARATION: Sign this option if you wish to report under the modified reporting schedule.

The modified reporting option is not available for candidates for the office of state chair of a political party.

To the left of your signature, enter the year of the election or election cycle to which your selection of modified reporting applies.

Your selection of modified reporting is valid for an entire election cycle. For example, if you choose modified reporting before a primary election, your selection remains in effect for any runoff and for the general election and any related runoff. You must make this selection at least 30 days before the first election to which your selection applies.

An opposed candidate in an election is eligible to report under the modified reporting schedule if he or she does not intend to accept more than \$930 in political contributions or make more than \$930 in political expenditures in connection with an election. The amount of a filing fee paid to qualify for a place on the ballot does not count against the \$930 expenditure limit. An opposed candidate who reports under the modified schedule is not required to file pre-election reports (due 30 days and 8 days before an election) or runoff reports (due 8 days before a runoff). (Note: An *unopposed* candidate is not required to file pre-election reports in the first place.) The obligations to file semi-annual reports, special pre-election reports (formerly known as telegram reports), or special session reports, if applicable, are not affected by selecting the modified schedule.

The \$930 maximums apply to each election within the cycle. In other words, you are limited to \$930 in contributions and expenditures in connection with the primary, an additional \$930 in contributions and expenditures in connection with the general election, and an additional \$930 in contributions and expenditures in connection with a runoff.

Exceeding \$930 in contributions or expenditures. If you exceed \$930 in contributions or expenditures in connection with an election, you must file according to the regular schedule. In other words, you must file pre-election reports and a runoff report, if you are in a runoff.

If you exceed either of the \$930 limits *after the 30th day before the election*, you must file a sworn report of contributions and expenditures within 48 hours after exceeding the limit. After that, you must file any pre-election reports or runoff reports that are due under the regular filing schedule.

Your selection is not valid for other elections or election cycles. Use another amendment form (ACTA) to renew your option to file under the modified schedule.

For more information, see the Commission's campaign finance guide that applies to you.

**AMENDMENT: APPOINTMENT OF A
CAMPAIGN TREASURER BY A CANDIDATE**

**FORM ACTA
PG 1**

1 CANDIDATE NAME	2 FILER ID #	3 Total pages filed:
-------------------------	---------------------	-----------------------------

**See ACTA Instruction Guide for detailed instructions.
Use this form for changes to existing information *only*. Do not provide information previously disclosed.**

4 CANDIDATE NAME	<table style="width:100%; border-collapse: collapse;"> <tr> <td style="width:10%; border: 1px solid black; text-align: center; font-size: 8px;"><input type="checkbox"/> NEW</td> <td style="width:30%; border-bottom: 1px solid black;">MS / MRS / MR</td> <td style="width:30%; border-bottom: 1px solid black;">FIRST</td> <td style="width:30%; border-bottom: 1px solid black;">MI</td> </tr> <tr> <td style="border-bottom: 1px solid black;"></td> <td style="border-bottom: 1px solid black; text-align: center;">NICKNAME</td> <td style="border-bottom: 1px solid black; text-align: center;">LAST</td> <td style="border-bottom: 1px solid black; text-align: center;">SUFFIX</td> </tr> </table>	<input type="checkbox"/> NEW	MS / MRS / MR	FIRST	MI		NICKNAME	LAST	SUFFIX	OFFICE USE ONLY				
<input type="checkbox"/> NEW	MS / MRS / MR	FIRST	MI											
	NICKNAME	LAST	SUFFIX											
5 CANDIDATE MAILING ADDRESS	<table style="width:100%; border-collapse: collapse;"> <tr> <td style="width:10%; border: 1px solid black; text-align: center; font-size: 8px;"><input type="checkbox"/> NEW</td> <td style="width:20%; border-bottom: 1px solid black;">ADDRESS / PO BOX;</td> <td style="width:15%; border-bottom: 1px solid black;">APT / SUITE #;</td> <td style="width:15%; border-bottom: 1px solid black;">CITY;</td> <td style="width:15%; border-bottom: 1px solid black;">STATE;</td> <td style="width:25%; border-bottom: 1px solid black;">ZIP CODE</td> </tr> </table>	<input type="checkbox"/> NEW	ADDRESS / PO BOX;	APT / SUITE #;	CITY;	STATE;	ZIP CODE	<table style="width:100%; border-collapse: collapse;"> <tr><td colspan="2" style="border-bottom: 1px solid black; height: 20px;">Date Received</td></tr> <tr><td colspan="2" style="border-bottom: 1px solid black; height: 20px;">Date Hand-delivered or Postmarked</td></tr> <tr> <td style="width:50%; border-bottom: 1px solid black; height: 20px;">Receipt #</td> <td style="width:50%; border-bottom: 1px solid black; height: 20px;">Amount \$</td> </tr> </table>	Date Received		Date Hand-delivered or Postmarked		Receipt #	Amount \$
<input type="checkbox"/> NEW	ADDRESS / PO BOX;	APT / SUITE #;	CITY;	STATE;	ZIP CODE									
Date Received														
Date Hand-delivered or Postmarked														
Receipt #	Amount \$													
6 CANDIDATE PHONE	<table style="width:100%; border-collapse: collapse;"> <tr> <td style="width:10%; border: 1px solid black; text-align: center; font-size: 8px;"><input type="checkbox"/> NEW</td> <td style="width:20%; border-bottom: 1px solid black;">AREA CODE</td> <td style="width:30%; border-bottom: 1px solid black;">PHONE NUMBER</td> <td style="width:40%; border-bottom: 1px solid black;">EXTENSION</td> </tr> <tr> <td style="border-bottom: 1px solid black;"></td> <td style="border-bottom: 1px solid black; text-align: center;">()</td> <td style="border-bottom: 1px solid black;"></td> <td style="border-bottom: 1px solid black;"></td> </tr> </table>	<input type="checkbox"/> NEW	AREA CODE	PHONE NUMBER	EXTENSION		()			<table style="width:100%; border-collapse: collapse;"> <tr><td style="border-bottom: 1px solid black; height: 20px;">Date Processed</td></tr> <tr><td style="border-bottom: 1px solid black; height: 20px;">Date Imaged</td></tr> </table>	Date Processed	Date Imaged		
<input type="checkbox"/> NEW	AREA CODE	PHONE NUMBER	EXTENSION											
	()													
Date Processed														
Date Imaged														

7 OFFICE HELD <small>(if any)</small>	<table style="width:100%; border-collapse: collapse;"> <tr> <td style="width:10%; border: 1px solid black; text-align: center; font-size: 8px;"><input type="checkbox"/> NEW</td> <td style="border-bottom: 1px solid black;"></td> </tr> </table>	<input type="checkbox"/> NEW	
<input type="checkbox"/> NEW			

8 OFFICE SOUGHT <small>(if known)</small>	<table style="width:100%; border-collapse: collapse;"> <tr> <td style="width:10%; border: 1px solid black; text-align: center; font-size: 8px;"><input type="checkbox"/> NEW</td> <td style="border-bottom: 1px solid black;"></td> </tr> </table>	<input type="checkbox"/> NEW	
<input type="checkbox"/> NEW			

9 CAMPAIGN TREASURER NAME	<table style="width:100%; border-collapse: collapse;"> <tr> <td style="width:10%; border: 1px solid black; text-align: center; font-size: 8px;"><input type="checkbox"/> NEW</td> <td style="width:30%; border-bottom: 1px solid black;">MS / MRS / MR</td> <td style="width:30%; border-bottom: 1px solid black;">FIRST</td> <td style="width:10%; border-bottom: 1px solid black;">MI</td> <td style="width:15%; border-bottom: 1px solid black;">NICKNAME</td> <td style="width:10%; border-bottom: 1px solid black;">LAST</td> <td style="width:10%; border-bottom: 1px solid black;">SUFFIX</td> </tr> <tr> <td style="border-bottom: 1px solid black;"></td> <td style="border-bottom: 1px solid black;"></td> <td style="border-bottom: 1px solid black;"></td> <td style="border-bottom: 1px solid black;"></td> <td style="border-bottom: 1px solid black;"></td> <td style="border-bottom: 1px solid black;"></td> <td style="border-bottom: 1px solid black;"></td> </tr> </table>	<input type="checkbox"/> NEW	MS / MRS / MR	FIRST	MI	NICKNAME	LAST	SUFFIX							
<input type="checkbox"/> NEW	MS / MRS / MR	FIRST	MI	NICKNAME	LAST	SUFFIX									

10 CAMPAIGN TREASURER STREET ADDRESS <small>(residence or business)</small>	<table style="width:100%; border-collapse: collapse;"> <tr> <td style="width:10%; border: 1px solid black; text-align: center; font-size: 8px;"><input type="checkbox"/> NEW</td> <td style="width:40%; border-bottom: 1px solid black;">STREET ADDRESS;</td> <td style="width:15%; border-bottom: 1px solid black;">APT / SUITE #;</td> <td style="width:15%; border-bottom: 1px solid black;">CITY;</td> <td style="width:10%; border-bottom: 1px solid black;">STATE;</td> <td style="width:10%; border-bottom: 1px solid black;">ZIP CODE</td> </tr> </table>	<input type="checkbox"/> NEW	STREET ADDRESS;	APT / SUITE #;	CITY;	STATE;	ZIP CODE
<input type="checkbox"/> NEW	STREET ADDRESS;	APT / SUITE #;	CITY;	STATE;	ZIP CODE		

11 CAMPAIGN TREASURER PHONE	<table style="width:100%; border-collapse: collapse;"> <tr> <td style="width:10%; border: 1px solid black; text-align: center; font-size: 8px;"><input type="checkbox"/> NEW</td> <td style="width:20%; border-bottom: 1px solid black;">AREA CODE</td> <td style="width:30%; border-bottom: 1px solid black;">PHONE NUMBER</td> <td style="width:40%; border-bottom: 1px solid black;">EXTENSION</td> </tr> <tr> <td style="border-bottom: 1px solid black;"></td> <td style="border-bottom: 1px solid black; text-align: center;">()</td> <td style="border-bottom: 1px solid black;"></td> <td style="border-bottom: 1px solid black;"></td> </tr> </table>	<input type="checkbox"/> NEW	AREA CODE	PHONE NUMBER	EXTENSION		()		
<input type="checkbox"/> NEW	AREA CODE	PHONE NUMBER	EXTENSION						
	()								

12 CANDIDATE SIGNATURE	<p>I am aware of the Nepotism Law, Chapter 573 of the Texas Government Code.</p> <p>I am aware of my responsibility to file timely reports as required by title 15 of the Election Code.</p> <p>I am aware of the restrictions in title 15 of the Election Code on contributions from corporations and labor organizations.</p> <p style="text-align: center; margin-top: 20px;"> </p> <p style="text-align: center; margin-top: 5px;"> Signature of Candidate Date Signed </p>
-------------------------------	---

GO TO PAGE 2

AMENDMENT:
CANDIDATE MODIFIED REPORTING DECLARATION

13 CANDIDATE
NAME

14 MODIFIED
REPORTING
DECLARATION

NEW

**COMPLETE THIS SECTION ONLY IF YOU ARE
CHOOSING MODIFIED REPORTING**

**•• This declaration must be filed no later than the 30th day before
the first election to which the declaration applies. ••**

•• The modified reporting option is valid for one election cycle only. ••
(An election cycle includes a primary election, a general election, and any related runoffs.)

**•• Candidates for the office of state chair of a political party
may NOT choose modified reporting. ••**

I do not intend to accept more than \$930 in political contributions or make more than \$930 in political expenditures (excluding filing fees) in connection with any future election within the election cycle. I understand that if either one of those limits is exceeded, I will be required to file pre-election reports and, if necessary, a runoff report.

Year of election(s) or election cycle to
which declaration applies

Signature of Candidate

This appointment is effective on the date it is filed with the appropriate filing authority.

TEC Filers may send this form to the TEC electronically at treasappoint@ethics.state.tx.us
or mail to
Texas Ethics Commission
P.O. Box 12070
Austin, TX 78711-2070

**Non-TEC Filers must file this form with the local filing authority
DO NOT SEND TO TEC**

For more information about where to file go to:
<https://www.ethics.state.tx.us/filinginfo/QuickFileAReport.php>

SUBCHAPTER C. NEPOTISM PROHIBITIONS

Sec. 573.041. PROHIBITION APPLICABLE TO PUBLIC OFFICIAL. A public official may not appoint, confirm the appointment of, or vote for the appointment or confirmation of the appointment of an individual to a position that is to be directly or indirectly compensated from public funds or fees of office if:

- (1) the individual is related to the public official within a degree described by Section 573.002; or
- (2) the public official holds the appointment or confirmation authority as a member of a state or local board, the legislature, or a court and the individual is related to another member of that board, legislature, or court within a degree described by Section 573.002.

Added by Acts 1993, 73rd Leg., ch. 268, Sec. 1, eff. Sept. 1, 1993.

Sec. 573.042. PROHIBITION APPLICABLE TO CANDIDATE. (a) A candidate may not take an affirmative action to influence the following individuals regarding the appointment, reappointment, confirmation of the appointment or reappointment, employment, reemployment, change in status, compensation, or dismissal of another individual related to the candidate within a degree described by Section 573.002:

- (1) an employee of the office to which the candidate seeks election; or
- (2) an employee or another officer of the governmental body to which the candidate seeks election, if the office the candidate seeks is one office of a multimember governmental body.

(b) The prohibition imposed by this section does not apply to a candidate's actions taken regarding a bona fide class or category of employees or prospective employees.

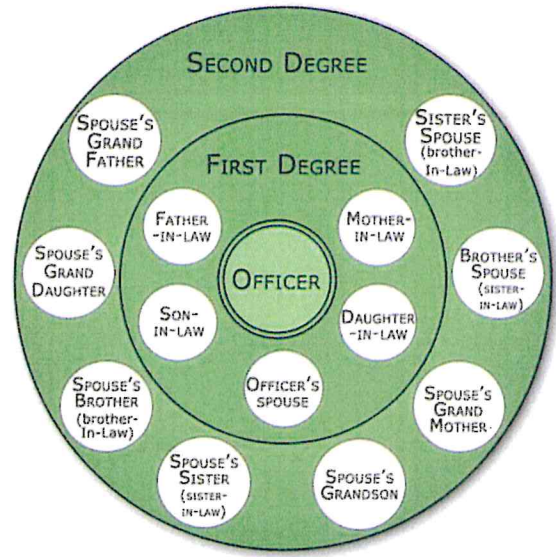
Added by Acts 1993, 73rd Leg., ch. 268, Sec. 1, eff. Sept. 1, 1993.

For information on exceptions and enforcements, please see Government Code, Section 573.

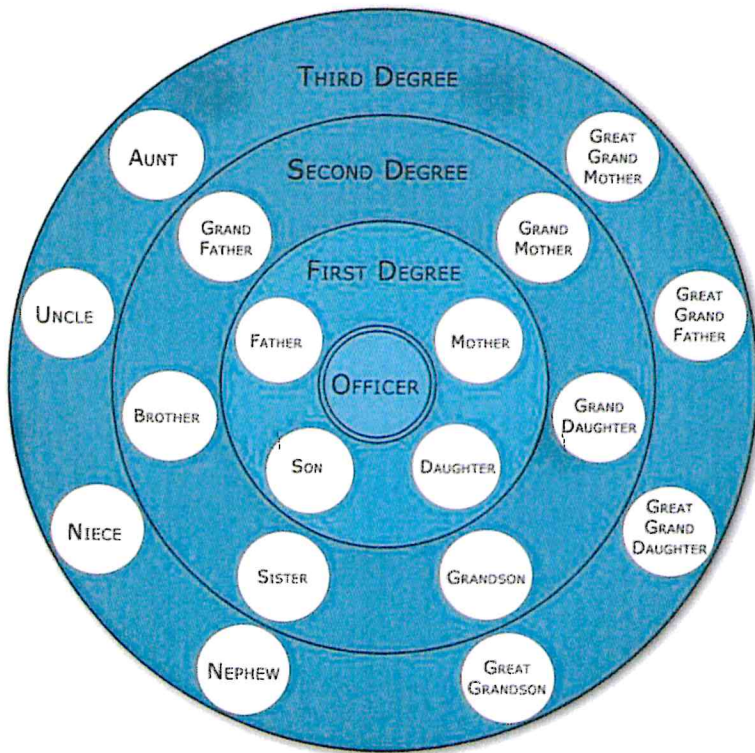
NEPOTISM CHART

The chart below shows

- **Affinity Kinship** (relationship by marriage)
- **Consanguinity Kinship** (relationship by blood) for purposes of interpreting



AFFINITY KINSHIP
Relationship by Marriage



CONSANGUINITY KINSHIP
Relationship by Blood

TEXAS ETHICS COMMISSION
PERSONAL FINANCIAL STATEMENT

FORM PFS – INSTRUCTION GUIDE



Revised January 1, 2022

Texas Ethics Commission, P.O. Box 12070, Austin, Texas 78711

www.ethics.state.tx.us

(512) 463-5800 • TDD (800) 735-2989

Promoting Public Confidence in Government

PERSONAL FINANCIAL STATEMENT

TABLE OF CONTENTS

IMPORTANT UPDATES	3
GENERAL INSTRUCTIONS	3
WHO IS REQUIRED TO FILE?.....	4
COMPLETING THE FORM	6
WHAT NOT TO INCLUDE	7
PERIOD COVERED	7
SUBSTITUTION OF FORMS	7
FILING DEADLINES	8
TIMELY FILINGS	8
EXTENSION OF THE APRIL 30 TH DEADLINE.....	8
LATE FILING PENALTY	9
CHANGES IN INFORMATION	9
RECORDS RETENTION.....	9
COMPLETING FORM PFS	10
COVER SHEET PAGE 1	10
COVER SHEET PAGE 2	12
PART 1. SOURCES OF OCCUPATIONAL INCOME AND RETAINERS	13
PART 1A. SOURCES OF OCCUPATION INCOME.....	13
PART 1B. RETAINERS.....	13
PART 2. STOCK	15
PART 3. BONDS, NOTES, AND OTHER COMMERCIAL PAPER	16
PART 4. MUTUAL FUNDS	17
PART 5. INCOME FROM INTEREST, DIVIDENDS, ROYALTIES, AND RENTS	18
PART 6. PERSONAL NOTES AND LEASE AGREEMENTS	19
PART 7. INTERESTS IN REAL PROPERTY AND BUSINESS ENTITIES	20
PART 7A. INTERESTS IN REAL PROPERTY	20
PART 7B. INTERESTS IN BUSINESS ENTITIES	20
PART 8. GIFTS	22
PART 9. TRUST INCOME	23
PART 10. BLIND TRUSTS	24
Part 10A. BLIND TRUSTS	24
PART 11. OWNERSHIP, ASSETS, AND LIABILITIES OF BUSINESS ASSOCIATIONS	26
PART 11A. OWNERSHIP OF BUSINESS ASSOCIATIONS	26
PART 11B. ASSETS OF BUSINESS ASSOCIATIONS	26
PART 12. BOARDS AND EXECUTIVE POSITIONS	28
PART 13. EXPENSES ACCEPTED UNDER HONORARIUM EXCEPTION	29
PART 14. INTEREST IN BUSINESS IN COMMON WITH A LOBBYIST	30
Part 15. FEES RECEIVED FOR SERVICES RENDERED TO A LOBBYIST OR LOBBYIST’S EMPLOYER	31
PART 16. REPRESENTATION BY LEGISLATOR BEFORE STATE AGENCY	32
PART 17. BENEFITS DERIVED FROM FUNCTIONS HONORING PUBLIC SERVANT	33
PART 18. LEGISLATIVE CONTINUANCES	34
PART 19. CONTRACTS TO SELL GOODS OR SERVICES TO A GOVERNMENTAL ENTITY OR GOVERNMENTAL ENTITY CONTRACTOR	35
PART 20. BOND COUNSEL SERVICES PROVIDED BY A LEGISLATOR	37
PERSONAL FINANCIAL STATEMENT SIGNATURE PAGE	38

IMPORTANT UPDATES

Increased Disclosure Thresholds

On January 1, 2020, the Texas Ethics Commission began adjusting certain reporting thresholds to account for inflation. As directed by section 571.064 of the Texas Election Code, the Commission is required to annually adjust these thresholds upward to the nearest multiple of \$10 in accordance with the percentage increase for the previous year in the Consumer Price Index for Urban Consumers published by the Bureau of Labor Statistics of the United States Department of Labor. Accordingly, one or more thresholds will generally be adjusted each year, depending upon the figures in the index.

These changes will be made effective January 1st of each calendar year; the affected numbers and corresponding new thresholds are located in 1 T.A.C. §18.31, which can be found here: <https://www.ethics.state.tx.us/rules/>. The higher itemization thresholds will be reflected on the paper forms and in these instructions, as applicable.

Please verify that you are using the correct thresholds and forms that apply to your filing. For example, if you are filing a campaign finance report or lobby activities report that is due in January of 2021, you must use the forms and instructions that are applicable to the period ending December 31, 2020.

GENERAL INSTRUCTIONS

Every “state officer,” as defined by chapter 572 of the Government Code, and the state chair of each political party, must file an annual personal financial statement with the Texas Ethics Commission (“Commission”). The requirement extends to each person who served as a state officer for any part of the period beginning January 1 of the year the statement is due and ending April 30.

Please note that an appointed or elected officer continues to serve as a state officer *until his or her successor has qualified for office*. For example, a person who resigned or whose term ended in November of one year will need to file a personal financial statement covering that year if the person was not replaced until January of the following year or later. However, if you are an appointed officer, as defined by section 572.002 of the Government Code, you are not required to file a personal financial statement if the following criteria are met before January 1 of the year the statement is due: (1) your term expired, you resigned, your agency was abolished, or your agency functions were transferred to another agency; and (2) you ceased to participate in the state agency’s functions. If your term expired or if you resigned, you are required to provide written notice of your intent to not participate in the agency’s functions to the Office of the Governor and to the Commission.

Every candidate for one of the elective public offices listed in chapter 572 must also file a personal financial statement with the Commission prior to the primary election date. Please see FILING DEADLINES in this guide or the filing schedule on the Commission’s website for the filing deadline. In addition, certain local candidates and officeholders may be required to file a personal financial statement, using this form, with a local filing authority under chapter 159 of the Local Government Code.

If you have questions about whether you are required to file this form, please visit our website at www.ethics.state.tx.us. The website also provides access to chapter 572 of the Government Code, Commission rules, filing schedules, and personal financial statement brochures.

The Commission also provides information about whether a public servant is permitted to accept gifts or other benefits under the Penal Code or lobby law. Disclosing an impermissible benefit does not legalize its acceptance.

WHO IS REQUIRED TO FILE?

Chapter 572, Government Code. The following individuals are required to file a personal financial statement with the Commission under chapter 572 of the Government Code:

- Appointed officers of executive branch state agencies;
- Executive heads of state agencies;
- Board members and executive heads of river authorities;
- Officeholders in and candidates for the following offices:
 1. Member of the Texas Legislature;
 2. Statewide elected officer;
 3. Justice of a court of appeals;
 4. District judge;
 5. District or criminal district attorney; and
 6. Member of the State Board of Education;
- Former or retired judges sitting by assignment¹; and
- State chair of any political party receiving more than two percent of the vote for governor in the most recent general election.

Chapter 159, Local Government Code (Statutory County Court/Probate Court Judges).

Chapter 159, Local Government Code, requires statutory county court and statutory probate court judges and judicial candidates for those offices to file a personal financial statement with either the county clerk or the Commission. A filer who chooses to file with the Commission must notify the county clerk of the decision to file with the Commission on or before the deadline for filing the personal financial statement. Local Gov't Code § 159.052(b). *A filer who chooses to file with the Commission may be subject to a \$500 late filing penalty if the report is filed after the deadline.*

Other Local Filers. Other local officers, candidates, or even employees may also be required to file a personal financial statement with a local filing authority. Some of those filing authorities may choose to use the Commission Form PFS-LOCAL (for individuals who file with a local filing authority). Consult chapter 159 of the Local Government Code for additional information.

¹ A former or retired judge who sits by assignment at the district court level or above must complete a personal financial statement. Attorney General Opinion H-526 (1975).

Section 11.064, Education Code (School Board Trustees). The board of trustees in ANY independent school district may adopt a resolution requiring members of the board of trustees to file personal financial statements. The commissioner of education may also require members of the board of trustees of an independent school district to file personal financial statements in specified circumstances. A personal financial statement required to be filed under this section must be filed with the board of trustees AND with the Commission.

Municipalities with Populations of 100,000 or More. The mayor, members of the governing body, the municipal attorney, and the city manager of municipalities with a population of 100,000 or more are required to file personal financial statements with the clerk or secretary of the municipality. The Commission does not have jurisdiction over this filing requirement. See chapter 145 of the Local Government Code for additional information.

Sport and Community Venue Districts. Directors of sports and community venue districts may be required to file personal financial statements with the board of directors of the district and with the Commission. Consult Sections 335.102 and 335.1085 of the Local Government Code for additional information. Note that the requirement to file a personal financial statement applies only to directors of districts located in a county with a population of 2.4 million or more.

COMPLETING THE FORM

Elected Officeholders and Candidates for Elected Office: Under state law, a personal financial statement (PFS) filed with the Commission by an elected officeholder, a candidate for an elected office, or a state party chair must be filed electronically. A Filer ID is needed to file a PFS electronically. You can contact the Commission to obtain a Filer ID to access the electronic filing application. Go to www.ethics.state.tx.us/filinginfo/pfs/ to file the report electronically.

Individuals Appointed to Office: Under new state law effective May 29, 2017, a PFS filed with the Commission by an appointed officer may be filed electronically using the online filing application or on paper. The Commission strongly recommends that you file the PFS electronically. Go to www.ethics.state.tx.us/filinginfo/pfs/pfsforms_Benefit.php to see some of the benefits to electronic filing. Appointed officers who have the option to file on paper include:

- the secretary of state;
- an individual appointed with the advice and consent of the senate to the governing board of a state-supported institution of higher education;
- an officer of a state agency who is appointed for a term of office specified by the Texas Constitution or a statute of this state;
- a director, executive director, commissioner, administrator, chief clerk, or other individual who is appointed by the governing body or highest officer of the state agency;
- the chancellor or highest executive officer of a university system and the president of a public senior college or university as defined by Section 61.003, Educ. Code;
- a former or retired judge who sits by assignment at the district court level; and
- an individual appointed to fill a vacancy in an elected office.

Note: A person who is required to file a PFS with the Commission as a *candidate* for office or as an *elected* official does not have the option to file a PFS on paper.

Local Filers: If you are filing a PFS with a local filing authority, you must ensure that the PFS is in the proper format required by the local filing authority.

All forms filed on paper must be either typewritten or legibly hand-printed in ink. If requested information is not applicable to your activities, indicate that on page 2 of the Cover Sheet. A complete statement consists of the Cover Sheet and parts of the form on which you have information to report. Every part of the form should either be completed or marked “not applicable” on page 2 of the Cover Sheet.

Complete Form PFS by using one of the following methods:

1. PFS Online Electronic Filing Application: Go to www.ethics.state.tx.us/filinginfo/pfs/ to file the PFS electronically with the Commission; or

2. Blank Fillable Form PFS and Instructions: Complete either Form PFS-TEC (for individuals who file with the Commission) on your computer by going to www.ethics.state.tx.us/forms/pfs/pfsfrm-TEC.php or Form PFS-LOCAL (for individuals who file with a local filing authority) on your computer by going to www.ethics.state.tx.us/forms/pfs/pfsfrm-LOC.php to access a fillable Form PFS without using the PFS filing application. The PFS Instructions are also available on this webpage. Once you complete the applicable form, you must print it out, sign it, have it notarized or complete the unsworn declaration, and deliver it to the proper filing authority; or
3. Paper Form PFS and Instructions: Complete either the Form PFS-TEC (for individuals who file with the Commission) by going to www.ethics.state.tx.us/forms/pfs/pfsfrm-TEC.php or the Form PFS-LOCAL (for individuals who file with a local filing authority) by going to www.ethics.state.tx.us/forms/pfs/pfsfrm-LOC.php to access the applicable paper Form PFS. The PFS Instructions are also available on this webpage. Once you print and complete the applicable form, you must sign it, have it notarized or complete the unsworn declaration, and deliver it to the proper filing authority.

WHAT NOT TO INCLUDE

Please note that personal financial statements are public records. Do not include unrequired information that is confidential or proprietary, such as your social security number, driver's license number, financial account numbers, or copies of your tax returns.

PERIOD COVERED

In most cases, the personal financial statement covers activity for the entire calendar year *preceding* the year the statement is due. For example, a personal financial statement due in 2021 covers activity occurring between and including January 1 and December 31, 2020.

New Appointees. An appointed salaried officer, appointee filling a vacancy in elective office, appointee of a major state agency, or the executive head of a state agency must file a personal financial statement during the first year of his or her appointment. For these newly appointed officers, the period covered by the first required personal financial statement is determined by the date the officer is appointed to the office. A new appointee's first personal financial statement cover the entire calendar year *preceding the year of appointment* rather than preceding the year the statement is due. For example, a person appointed to serve on a board of a major state agency effective December 15, 2019, is required to file a personal financial statement due January 14, 2020. This personal financial statement covers activity occurring between and including January 1 and December 31, 2018. Other new appointees, such as appointees to non-major state agencies, will file a personal financial statement on the April 30 deadline. The personal financial statement will cover activity for the entire calendar year preceding the year the statement is due.

Please contact the Commission for further information if you have questions about the period covered by a personal financial statement.

SUBSTITUTION OF FORMS

If you are filing with the Commission, and you are eligible to claim an exemption to electronic filing, *you may use your own computer-generated form* if it provides for disclosure of all the

information required on the Commission’s form and it is *substantially identical* in paper size, color, layout, and format. A substitute form that is substantially identical to the Commission’s prescribed form must be submitted for *pre-approval* by the Commission’s executive director.

FILING DEADLINES

Annual Statement. The regular filing deadline for the annual personal financial statement is **April 30** for non-candidates.

Candidate Statement. A partisan or independent candidate for elective office who is required to file a personal financial statement must file it no later than the 60th day after the date of the regular filing deadline for filing an application to be on the ballot in the general primary election. *The deadline applies whether or not the candidate runs in a primary election.*

Others. All other individuals required to file the personal financial statement (such as appointed officers and executive directors filing for the first time) should contact the Commission for further information about the applicable filing deadline.

TIMELY FILINGS

Electronic reports must be filed by midnight, Central Time Zone, on the night of the filing deadline.

A personal financial statement filed on paper with the proper filing authority by first-class United States mail or by common or contract carrier is timely filed if:

- (1) it is properly addressed with postage or handling charges prepaid; and
- (2) it bears a post office cancellation mark or a receipt mark from a common or contract carrier indicating it was sent on or before the deadline, or if the filer furnishes satisfactory proof that it was deposited in the mail or with a common or contract carrier on or before the deadline.

A hand-delivered statement is timely filed if it is delivered to the proper filing authority by 5:00 p.m. on the deadline date.

Note: A person who is required to file a PFS with the Commission as a *candidate* for office or as an *elected* official does not have the option to file a PFS on paper.

EXTENSION OF THE APRIL 30TH DEADLINE

A state officer filing the annual personal financial statement due April 30 may request a 60-day extension of the filing deadline. The executive director of the Commission shall grant such a request if the request is made on or before the regular deadline. A statutory county court or probate court judge is also eligible for a 60-day extension of the April 30 deadline if the judge requests the extension on or before the regular filing deadline. ***Extensions may not be granted for any other personal financial statement filing deadline***, such as the deadline for candidates or newly-appointed board members.

LATE FILING PENALTY

An individual who files the personal financial statement with the Commission may be assessed a \$500 late filing penalty if the personal financial statement is not filed by the deadline. If the statement is more than 30 days late, the Commission may increase the penalty to an amount not to exceed \$10,000.

CHANGES IN INFORMATION

If you discover after the filing deadline that the personal financial statement you filed was incorrect or incomplete, you must file a corrected financial statement. Please contact the Commission for additional information.

RECORDS RETENTION

The Commission recommends that you retain a copy of a filed financial disclosure statement and the supporting documentation for at least two years after the deadline for filing the statement. *See* Tex. Ethics Comm'n Op. No. 236 (1994).

COMPLETING FORM PFS

Use **Form PFS-TEC** if you are filing this personal financial statement with the Commission.

Use **Form PFS-LOCAL** if you are filing this personal financial statement with a filing authority other than the Commission.

COVER SHEET PAGE 1

- 1. Name:** List your name.
- 2. Address:** List the address at which you would like to receive communications from this office, such as notices of your filing requirements.

Form PFS-TEC Only: If you are listing your home address here, please indicate this by placing a check in the box provided.

- 3. Telephone Number:** List a telephone number at which you can be reached during regular business hours.
- 4. Reason for filing statement:** Check the appropriate box to indicate the capacity in which you are filing this personal financial statement. Generally, if you file in more than one capacity, you will check all applicable boxes. You are only required to file one personal financial statement for the same calendar year, even if you fit within more than one category.

Form PFS-LOCAL:

Candidate: If you are a candidate for an elected office, check this box and indicate which office you seek. Identify the office completely, including the district or place name, if applicable. *See Who Is Required to File?* under the GENERAL INSTRUCTIONS of this guide for a list of the applicable offices.

Elected Officer: If you are an elected officeholder, check this box and indicate which office you hold. Identify the office completely, including the district or place name, if applicable. *See Who Is Required to File?* under the GENERAL INSTRUCTIONS of this guide for a list of the applicable offices

Example: Frank is running for mayor. He should check the “Candidate” box and write “Mayor” to indicate the office he seeks. Jane is the Smallville city council member for District 1. She should check the “Elected Officer” box and write “Smallville City Council District 1.”

Other: If you are filing because you hold a position other than one of the positions listed above, check “Other” and describe the position.

See the GENERAL INSTRUCTIONS of this guide for detailed information about who is required to file a personal financial statement.

Form PFS-TEC:

Candidate: If you are a candidate for an elected office, check this box and indicate which office you seek. Identify the office completely, including the district or place name, if applicable. *See Who Is Required to File?* under the GENERAL INSTRUCTIONS of this guide for a list of the applicable offices.

Elected Officer: If you are an elected officeholder, check this box and indicate which office you hold. Identify the office completely, including the district or place name, if applicable. *See Who Is Required to File?* under the GENERAL INSTRUCTIONS of this guide for a list of the applicable offices.

Example: Frank is running for judge in the 560th Judicial District. He should check the “Candidate” box and write “Judge, 560th District” to indicate the office he seeks. Jane is the judge for Mars County Court at Law Number 2. She should check the “Elected Officer” box and write “Mars County Court at Law No. 2.”

Appointed Officer: If you are an appointed officeholder of a state agency, check this box and indicate the agency.

Executive Head: If you are the executive head of a state agency, check this box and indicate the agency.

Note: “State Agency” is defined as:

(A) a department, commission, board, office, or other agency that:

- (i) is in the executive branch of state government;
- (ii) has authority that is not limited to a geographical portion of the state; and
- (iii) was created by the Texas Constitution or a statute of this state;

(B) a university system or an institution of higher education as defined by Section 61.003, Education Code, other than a public junior college; or

(C) a river authority created under the Texas Constitution or a statute of this state.

Tex. Gov’t Code § 572.002(10).

Former or Retired Judge Sitting by Assignment: If you are a former or retired judge who sits by assignment at the district court level or above, check this box.

State Party Chair: If you are a state party chair, check this box and indicate the party.

Other: If you are filing because you hold a position other than one of the positions listed above, check “Other” and describe the position.

See the GENERAL INSTRUCTIONS of this guide for detailed information about who is required to file a personal financial statement.

5. Names of Family Members Who Financial Activity You are Reporting: In Parts 1 through 14, you are required to disclose financial activity in which you have an ownership interest (e.g., community property). You are also required to disclose the separate financial activity (e.g., separate property) of your spouse or a dependent child if you had actual control over that financial activity, notwithstanding a partition agreement. See 1 Tex. Admin. Code § 40.2.

Spouse. If you are reporting any financial activity for your spouse on this financial statement, enter your spouse’s full name here.

Dependent Child. If you are reporting any financial activity for a dependent child on this financial statement, enter the child’s full name here. If you are reporting information about more than one dependent child, please list the children separately on the appropriate lines. If you are not reporting financial activity for a dependent child, *do not* enter that child’s name on this form. A child (including an adopted child or a step-child) is considered a dependent if you provided more than 50 percent of the child’s support during a calendar year. **Note:** *Statutory county court or probate court judges may request in writing that the names of dependent children listed on Form PFS be deleted before the form is made available to the public.*

COVER SHEET PAGE 2

6. Parts Not Applicable: Check the appropriate boxes to indicate which parts of the form are not applicable to you. If the box for a part is checked, then no pages for that part should be included in the filed report. If the box is not checked, then pages for that part must be included in the report.

FINANCIAL ACTIVITY

In Parts 1 through 18, you will disclose information about your financial activity during the preceding calendar year. In Parts 1 through 14, you are required to disclose financial activity in which you have an ownership interest (e.g., community property). You are also required to disclose the separate financial activity (e.g., separate property) of your spouse or a dependent child if you had actual control over that financial activity, notwithstanding a partition agreement. See 1 Tex. Admin Code § 40.2. When reporting information about a dependent child’s activity in Parts 1 through 14, indicate the child about whom you are reporting by providing the number under which the child is listed on the Cover Sheet under item 5.

PART 1. SOURCES OF OCCUPATIONAL INCOME AND RETAINERS

PART 1A. SOURCES OF OCCUPATIONAL INCOME

Complete a block for each source of occupational income. Occupational income refers to income derived from current occupational activity rather than income received as a person or from a retirement plan associated with past occupational activity. Information about retirement funds or income may be reportable under some other category. *See* Tex. Ethics Comm’n Op. No. 392 (1998). If the requested information is not applicable, indicate that on page 2 of the Cover Sheet.

Each numbered item in these instructions corresponds to the same numbered item on the form.

- 1. Information relates to:** Check the appropriate box indicating whether the source relates to you, your spouse, or a dependent child.
- 2. Employment:** Check the appropriate box indicating whether the individual the information relates to is employed by another or self-employed.

Employed by Another. If the individual is employed by another, provide the name and address of the employer and the position held.

Form PFS-TEC Only: If you are listing your home address here, please indicate this by placing a check in the box provided.

Self-Employed. If the individual is self-employed, report the nature of the occupation, e.g., attorney, carpenter, etc.

PART 1B. RETAINERS

This section asks for information about fees received by you, your spouse, or a dependent child, or received by a business in which you, your spouse, or a dependent child have a “substantial interest,” (see below) as a retainer for a claim on future services in case of need, rather than fees for services on a matter specified at the time of contracting for or receiving the fee. Report such retainers only in cases in which the value of the amount of work actually performed during the calendar year did not equal or exceed the value of the retainer. If the requested information is not applicable, indicate that on page 2 of the Cover Sheet.

Example: *Last year you received a retainer for \$15,000 for consulting services in case of need. You ended up proving \$5,000 worth of services during the calendar year. You should report the entire \$15,000 retainer on this year’s financial statement, which covers last year’s activity.*

Substantial Interest. An individual has a substantial interest in a business entity if the individual:

- (1) has a controlling interest in the business entity;
- (2) owns more than 10 percent of the voting interest in the business entity;
- (3) owns more than \$46,580 of the fair market value of the business entity;

- (4) has a direct or indirect participating interest by shares, stocks, or otherwise, regardless of whether voting rights are included, in more than 10 percent of the profits, proceeds, or capital gains of the business entity;
- (5) is a member of the board of trustees or other governing board of the business entity;
- (6) serves as an elected officer of the business entity; or
- (7) is an employee of the business entity.

Each numbered item in these instructions corresponds to the same numbered item on the form.

- 1. Fee Received from:** Provide the name and address of the individual or entity from whom the fee was received.
- 2. Fee Received by:** Check the appropriate box indicating whether the fee was received by you, your spouse, or a dependent child. If the fee was received by a business, provide the name of the business.
- 3. Fee Amount:** Check the appropriate fee category for the amount received.

PART 2. STOCK

This section is for information about business entities in which you, your spouse, or a dependent child held or acquired stock. Complete a separate block for each entity in which stock was held or acquired. If stocks are held in a managed investment account for which the filer does not make investment decisions but where the filer retains ownership of the individual stocks in the account, the filer is still required to disclose the individual stocks held in the account. *See* Tex. Ethics Comm'n Op. No. 326 (1996). However, if the stocks are held in a fund, of which the filer owns shares of the fund, the filer is required to report only the ownership of the Fund (see Part 4, Mutual Funds). *Id.* If the requested information is not applicable, indicate that on page 2 of the Cover Sheet.

Each numbered item in these instructions corresponds to the same numbered item on the form.

- 1. Business Entity:** Enter the name of the business entity in which the stock was held or acquired.
- 2. Stock Held or Acquired by:** Check the appropriate box indicating whether the stock was held or acquired by you, your spouse, or a dependent child.
- 3. Number of Shares:** If the number of shares held or acquired fluctuated during the year, indicate the category for the greatest number of shares held or acquired during the year.
- 4. If Sold:** Complete this section if you sold any of the indicated stock during the year. Check whether the sale resulted in a net gain or a net loss and indicate the amount of the net gain or net loss by checking the appropriate monetary category. If you had several transactions involving stock of a particular entity, indicate the net gain or net loss resulting from those transactions for the year. You do not have to show the net gain or net loss from each sale of stock in the same business entity.

PART 3. BONDS, NOTES, AND OTHER COMMERCIAL PAPER

This section is for information about bonds, notes, and other commercial paper held or acquired by you, your spouse, or a dependent child. Complete a separate block for each bond, note, or other commercial instrument held or acquired. If the requested information is not applicable, indicate that in page 2 of the Cover Sheet.

Each numbered item in these instructions corresponds to the same numbered item on the form.

1. Description of Instrument: Briefly describe the instrument.

Commercial Paper. Commercial paper includes any type of negotiable instrument, such as certificates of deposit (CDs), money market certificates, treasury bills, or bills of exchange.

2. Held or Acquired by: Check the appropriate box indicating whether the instrument was held or acquired by you, your spouse, or a dependent child.

3. If Sold: Complete this section if you sold any of the instruments during the year. Check whether the sale resulted in a net gain or a net loss and indicate the amount of the net gain or net loss by checking the appropriate monetary category.

PART 4. MUTUAL FUNDS

This section is for information about shares of mutual funds held or acquired by you, your spouse, or a dependent child. Complete a separate block for each mutual fund in which shares were held or acquired. If you are disclosing ownership of a mutual fund, you are not also required to disclose ownership of the stocks contained in the fund on Part 3, Stocks. *See* Tex. Ethics Comm'n Op. No. 326 (1996). If the requested information is not applicable, indicate that on page 2 of the Cover Sheet.

Each numbered item in these instructions corresponds to the same numbered item on the form.

- 1. Mutual Fund:** Enter the name of the mutual fund in which shares were held or acquired.
- 2. Shares of Mutual Funds Held or Acquired by:** Check the appropriate box indicating whether the shares in the mutual fund were held or acquired by you, your spouse, or a dependent child.
- 3. Number of Shares of Mutual Fund:** If the number of shares held or acquired fluctuated during the year, indicate the category for the greatest number of shares held or acquired during the year.
- 4. If Sold:** Complete this section if you sold any of the indicated shares of the mutual fund during the year. Check whether the sale resulted in a net gain or a net loss and indicate the amount of the net gain or net loss by checking the appropriate monetary category. If you had several transactions involving shares of the mutual fund, indicated the net gain or net loss resulting from those transactions for the year. You do not have to show the net gain or net loss from each sale of shares of the mutual fund.

PART 5. INCOME FROM INTEREST, DIVIDENDS, ROYALTIES, AND RENTS

If you, your spouse, or a dependent child received *more than \$930 from any source* in interest, dividend, royalty, or rent income, identify the source of the income and the category of the amount received. Complete a separate block for each source of interest, dividend, royalty, or rent income. If the requested information is not applicable, indicate that on page 2 of the Cover Sheet.

Each numbered item in these instructions corresponds to the same numbered item on the form.

- 1. Source of Income:** Provide the name and address of the source of income. If the source of income is a publicly traded corporation, an address is not required (for Part 5 only). If the source of income is a publicly traded corporation, check the “Publicly held corporation” box, and do not include the address. If the source of income is not a publicly traded corporation, you must include the address.
- 2. Received by:** Check the appropriate box indicating whether the income was received by you, your spouse, or a dependent child.
- 3. Amount:** Check the appropriate monetary category for the amount received.

PART 6. PERSONAL NOTES AND LEASE AGREEMENTS

Complete this section if at any time during the year you, your spouse, or a dependent child owed a financial obligation *in excess of \$1,860* to a person or financial institution on a personal note or notes or a lease agreement. Complete a separate block for each person or institution holding a personal note or lease agreement covered by this section. If the requested information is not applicable, indicate that on page 2 of the Cover Sheet.

Each numbered item in these instructions corresponds to the same numbered item on the form.

- 1. Person or Institution Holding Note or Lease Agreement:** Identify the person or institution (for example, “Zebu National Bank”, “Echidna Mortgage Company”) holding the personal note or lease agreement on which you, your spouse, or a dependent child owed the obligation.
- 2. Liability of:** Check the appropriate box indicating whether the personal note or lease agreement is the liability of you, your spouse, or a dependent child.
- 3. Guarantor:** If the obligation was a loan, identify the guarantor of the loan, if any.
- 4. Amount:** Check the appropriate monetary category for the amount of the liability. If the amount of the liability fluctuated throughout the year, select the category that represents the highest balance at any point throughout the year.

PART 7. INTERESTS IN REAL PROPERTY AND BUSINESS ENTITIES

This section is for reporting beneficial interests held or acquired in real property and business entities. Part 7A pertains to interest in real property and Part 7B pertains to interest in business entities. Refer to the following definitions when completing both Parts 7A and 7B. If the requested information is not applicable, indicate that on page 2 of the Cover Sheet.

Beneficial Interest. A beneficial interest may be either legal or equitable title (such as when a creditor takes the legal title as security for the repayment of a debt). Report items held by a trust of which you are a beneficiary under Part 9 rather than under this section.

Business Entity. “Business entity” means a sole proprietorship, partnership, firm, corporation, holding company, joint stock company, receivership, trust, or any other entity recognized by law through which business for profit is conducted.

PART 7A. INTERESTS IN REAL PROPERTY

Each numbered item in these instructions corresponds to the same numbered item on the form.

- 1. Held or Acquired by:** Check the appropriate box indicating whether the interest is held or acquired by you, your spouse, or a dependent child.
- 2. Street Address:** Enter the street address of the real property, if applicable, and include the city, county, and state where the real property is located.

Form PFS-TEC Only: If you are listing your home address here, please indicate this by placing a check in the box provided.

- 3. Description:** Check whether the real property consists of lots or acres. Provide the number of lots or acres, as applicable, and the name of each county in which the lots or acres are located.

If the real property is identifiable by a street address, you may provide that information in Item 3 of this part in lieu of filling out this item.

- 4. Names of Persons Retaining an Interest:** List the names of any persons retaining an interest in the real property other than you, your spouse, or a dependent child. The requirement to list the names of persons retaining an interest in real property does not apply to a severed mineral interest.

Example: If you own a house and make mortgage payments, you would list the house in this section and list the mortgage holder as another person retaining an interest in the property.

- 5. If Sold:** Complete this item only if you sold the interest during the year. Check whether the sale resulted in a net gain or a net loss and indicate the amount of the net gain or net loss by checking the appropriate monetary category.

PART 7B. INTERESTS IN BUSINESS ENTITIES

Each numbered item in these instructions corresponds to the same numbered item on the form.

1. Held or Acquired by: Check the appropriate box indicating whether the interest is held or acquired by you, your spouse, or a dependent child.

2. Description: Provide the name and address of the business entity.

Form PFS-TEC Only: If you are listing your home address here, please indicate this by placing a check in the box provided.

3. If Sold: Complete this item only if you sold the interest during the year. Check whether the sale resulted in a net gain or a net loss and indicate the amount of the net gain or net loss by checking the appropriate monetary category.

PART 8. GIFTS

This section is for reporting gifts worth more than \$470 received by you, your spouse, or a dependent child, other than 1) a gift required to be reported by a lobbyist as a lobby expenditure, 2) a political contribution, or 3) a gift from a person related to you within the second degree by consanguinity or affinity. The term “gift” in Government Code section 572.023(b)(7) is broader than the term “gift” in Penal Code chapter 36 (bribery and gift laws) or in Government Code chapter 305 (lobby law). *See* Tex. Ethics Comm’n Op. No. 71 (1992). Some examples of gifts that may require disclosure include a reception to honor a state officer (*see* Tex. Ethics Comm’n Op. No. 415 (1999)), items of value provided to an officer at a charitable fundraiser (*see* Tex. Ethics Comm’n Op. No. 71 (1992)), gifts to a state officer’s child for a birthday, bar or bat mitzvah, quinceañera, or christening (*see* Tex. Ethics Comm’n Op. No. 421 (1999)), and waiver of a symposium fee (*see* Tex. Ethics Comm’n Op. No. 29 (1992)), *but not* provision of facilities for use by a state officer’s child for an event that is a required part of a school-sponsored activity (*see* Tex. Ethics Comm’n Op. No. 428 (2000)). If the requested information is not applicable, indicated that on page 2 of the Cover Sheet.

Gifts from Relatives. A parent, child, brother, sister, grandparent, or grandchild is related to you within the second degree by *consanguinity*. Individuals related to you within the second degree by *affinity* include the spouse of anyone related to you within the second degree by consanguinity, and anyone related to your spouse within the second degree by consanguinity. You are not required to report gifts from these individuals.

Each numbered item in these instructions corresponds to the same numbered item on the form.

- 1. Donor:** Provide the name and address of the person or organization giving the gift.
- 2. Recipient:** Check the appropriate box indicating whether the gift was given to you, your spouse, or a dependent child. *If the gift was given to more than one person, check as many boxes as apply.*
- 3. Description:** Describe the gift. The description of a gift of cash or a cash equivalent, such as a negotiable instrument or gift certificate, must include a statement of the value of the gift.

PART 9. TRUST INCOME

Complete this section if *any* income was received as a beneficiary of a trust, other than a blind trust, the definition of which is included in Part 10A of these instructions. Identify the trust by name and indicate the category of the amount received. If the requested information is not applicable, indicate that on page 2 of the Cover Sheet.

Each numbered item in these instructions corresponds to the same numbered item on the form.

- 1. Source:** Provide the name of the trust.
- 2. Beneficiary:** Check the appropriate box indicating whether you, your spouse, or a dependent child is the beneficiary of the trust.
- 3. Income:** Check the appropriate monetary category to indicate the amount of income received by the beneficiary.
- 4. Assets:** Identify each asset of the trust from which more than \$930 in income was received, *if you know the identity of the asset*. Accordingly, you are not required to identify the assets of a blind trust.

PART 10. BLIND TRUSTS

This section is for reporting each blind trust, as defined by section 572.023(c) of the Government Code, in which you, your spouse, or a dependent child is a beneficiary. If the requested information is not applicable, indicate that on page 2 of the Cover Sheet for Part 10A and Part 10B.

PART 10A. BLIND TRUSTS

Section 572.023(c), Government Code. A blind trust is a trust as to which:

- (1) the trustee:
 - (A) is a disinterested party;
 - (B) is not the individual;
 - (C) is not required to register as a lobbyist under chapter 305 [of the Government Code];
 - (D) is not a public officer or public employee; and
 - (E) was not appointed to public office by the individual or by a public officer or public employee the individual supervises; and
- (2) the trustee has complete discretion to manage the trust, including the power to dispose of an acquire trust assets without consulting or notifying the individual.

You must submit a statement signed by the trustee of each trust listed on this section. See Part 10B for additional information.

Each numbered item in these instructions corresponds to the same numbered item on the form.

- 1. Name of Trust:** Provide the name of the trust.
- 2. Trustee:** Provide the name and address of the trustee.

Form PFS-TEC Only: If you are listing your home address here, please indicate this by placing a check in the box provided.
- 3. Beneficiary:** Check the appropriate box indicating whether you, your spouse, or a dependent child is the beneficiary of the trust.
- 4. Fair Market Value:** Check the appropriate monetary category to indicate the fair market value of the trust.
- 5. Date Created:** Report the date the trust was created.

PART 10B. TRUSTEE STATEMENT

You must submit with your personal financial statement a statement signed by the trustee of each blind trust listed on Part 10A.

Each numbered item in these instructions corresponds to the same numbered item on the form.

- 1. Name of Trust:** Provide the name of the trust.
- 2. Trustee Name:** Provide the name of the trustee.
- 3. Filer on Whose Behalf Statement is Being Filed:** Provide the name of the person on whose behalf the trustee statement is being filed.
- 4. Trustee Statement:** Signature of the trustee.

PART 11. OWNERSHIP, ASSETS, AND LIABILITIES OF BUSINESS ASSOCIATIONS

PART 11A. OWNERSHIP OF BUSINESS ASSOCIATIONS

Part 11A is required for a PFS due on or after January 8, 2019.

Complete this section if you, your spouse, or a dependent child held, acquired, or sold 5 percent or more of the outstanding ownership of a corporation, firm, partnership, limited partnership, limited liability partnership, professional corporation, professional association, joint venture, or other business association. Part 11A is separate from Part 11B and Part 11C of the PFS. If the requested information is not applicable, indicate that on Page 2 of the Cover Sheet.

Each numbered item in these instructions corresponds to the same numbered item on the form.

- 1. Business Association:** Provide the name and address of the business association.

Form PFS-TEC Only: If you are listing your home address here, please indicate this by placing a check in the box provided.

- 2. Business Type:** State whether the business is a corporation, firm, partnership, limited partnership, limited liability partnership, professional corporation, professional association, joint venture, or other business association.
- 3. Held, Acquired, or Sold by:** Check the appropriate box indicating whether the ownership was held, acquired, or sold by you, your spouse, or a dependent child.

PART 11B. ASSETS OF BUSINESS ASSOCIATIONS

Complete this section if you, your spouse, or a dependent child held, acquired, or sold 50 percent or more of the outstanding ownership of a corporation, firm, partnership, limited partnership, limited liability partnership, professional corporation, professional association, joint venture, or other business association. Part 11B pertains to assets of the corporation or partnership, and Part 11C pertains to liabilities of the corporation or partnership. If the requested information is not applicable, indicate that on Page 2 of the Cover Sheet.

Each numbered item in these instructions corresponds to the same numbered item on the form.

- 1. Business Association:** Provide the name and address of the business association.

Form PFS-TEC Only: If you are listing your home address here, please indicate this by placing a check in the box provided.

- 2. Business Type:** State whether the business is a corporation, firm, partnership, limited partnership, limited liability partnership, professional corporation, professional association, joint venture, or other business association.
- 3. Held, Acquired, or Sold by:** Check the appropriate box indicating whether the ownership was held, acquired, or sold by you, your spouse, or a dependent child.

- 4. Assets.** Describe each asset of each business association and check the appropriate monetary category.

PART 11C. LIABILITIES OF BUSINESS ASSOCIATIONS

Complete this section if you, your spouse, or a dependent child held, acquired, or sold 50 percent or more of the outstanding ownership of a corporation, firm, partnership, limited partnership, limited liability partnership, professional corporation, professional association, joint venture, or other business association. Part 11C pertains to liabilities of the corporation or partnership, and Part 11B pertains to assets of the corporation or partnership. If the requested information is not applicable, indicate that on Page 2 of the Cover Sheet.

Each numbered item in these instructions corresponds to the same numbered item on the form.

- 1. Business Association:** Provide the name and address of the business association.

Form PFS-TEC Only: If you are listing your home address here, please indicate this by placing a check in the box provided.

- 2. Business Type:** State whether the business is a corporation, firm, partnership, limited partnership, limited liability partnership, professional corporation, professional association, joint venture, or other business association.
- 3. Held, Acquired, or Sold by:** Check the appropriate box indicating whether the ownership was held, acquired, or sold by you, your spouse, or a dependent child.
- 4. Liabilities.** Describe each liability of the business association and check the appropriate monetary category.

PART 12. BOARDS AND EXECUTIVE POSITIONS

This section is for information about all boards of directors of which you, your spouse, or a dependent child are a member and all executive positions held in corporations, firms, partnerships, limited partnerships, limited liability partnerships, professional corporations, professional associations, joint ventures, or other business associations or proprietorships. If the requested information is not applicable, indicate that on Page 2 of the Cover Sheet.

Non-Profits. This section applies to boards of directors and executive positions with non-profit as well as for-profit entities.

Compensated Service. If you, your spouse, or a dependent child received payment for position listed in this section, you may also be required to list the entity under Part 1A. SOURCES OF OCCUPATIONAL INCOME.

Each numbered item in these instructions corresponds to the same numbered item on the form.

- 1. Organization:** Provide the name of the organization.
- 2. Position Held:** Provide the position held in the organization.
- 3. Position Held by:** Check the appropriate box to indicate whether the position is held by you, your spouse, or a dependent child.

PART 13. EXPENSES ACCEPTED UNDER HONORARIUM EXCEPTION

Generally, section 36.07 of the Penal Code prohibits a public servant from accepting an honorarium in consideration for providing services he or she would not have been asked to provide but for his or her official position. The provision does not, however, prohibit the acceptance of necessary transportation, lodging, or meals in connection with a conference or similar event at which the public servant renders services, such as addressing an audience or participating in a seminar, that are more than merely perfunctory. If someone provided you with transportation, meals, or lodging under this provision, identify the donor and provide the amount of expenditures made. You may have to contact the donor to obtain the amount. If the requested information is not applicable, indicate that on page 2 of the Cover Sheet.

Political Contributions and Lobby Expenditures. You are not required to list items you or another candidate have already reported on a campaign finance report or items required to be reported by a lobbyist as lobby expenditures. *See* Tex. Ethics Comm'n Op. No. 401 (1998).

Each numbered item in these instructions corresponds to the same numbered item on the form.

- 1. Provider:** Provide the name and address of the person making the expenditures.
- 2. Amount:** Provide the amount of the expenditures.

PART 14. INTEREST IN BUSINESS IN COMMON WITH A LOBBYIST

Complete this section by identifying any corporation, firm, partnership, limited partnership, limited liability partnership, professional corporation, professional association, joint venture, or other business association, other than a publicly held corporation, in which both you, your spouse, or a dependent child, and a person registered as a lobbyist under chapter 305 of the Government Code, have an interest. If the requested information is not applicable, indicate that on page 2 of the Cover Sheet.

Interest. Please note that the statute applies if you, your spouse, or a dependent child, and a lobbyist both have “an interest” in the business. The interest does not have to be a “substantial interest” as in Part 1B in order to trigger the reporting requirement. Please note that for purposes of this section, a person who is an employee of a business entity is considered to have an interest in that business entity.

Each numbered item in these instructions corresponds to the same numbered item on the form.

- 1. Business Entity:** Provide the name and address of the partnership, joint venture, or other business association in which you, your spouse, or a dependent child, and a person registered as a lobbyist have an interest.

Form PFS-TEC Only: If you are listing your home address here, please indicate this by placing a check in the box provided.

- 2. Interest Held by:** Check the appropriate box to indicate whether you, your spouse, or a dependent child have an interest with a person registered as a lobbyist.

PART 15. FEES RECEIVED FOR SERVICES RENDERED TO A LOBBYIST OR LOBBYIST’S EMPLOYER

If you received a fee for providing services to or on behalf of a person required to be registered as a lobbyist under chapter 305, Government Code, or for providing services to or on behalf of a person you *actually know* directly compensates or reimburses such a person, you must complete this section by providing the name of the person for whom you provided the services and the category of the amount of the fee you received. You are not required to disclose in this section fees received by your spouse for services rendered by your spouse although such fees may be required to be disclosed in Part 1. *See* Tex. Ethics Comm’n Op. No. 252 (1995). You are not required to disclose fees received from a business entity by which you are employed unless the business entity is merely an alter ego of the state officer. *See* Tex. Ethics Comm’n Op. No. 333 (1996). If the requested information is not applicable, indicate that on page 2 of the Cover Sheet.

Actual knowledge. You “actually” know that someone directly compensates or reimburses a person required to be registered as a lobbyist if you personally know that the person does so or you could readily determine that fact by contacting the person or the Commission. *See* Tex. Ethics Comm’n Op. No. 333 (1996).

Disclosing Confidential Information. State officers who are physicians are not required to include on their financial disclosure reports a patient’s identity because that information is made confidential by the Medical Practices act. *See* Tex. Ethics Comm’n Op. No. 21 (1992). The Commission has declined to extend this exception to accountants who would be reporting information regulated by the Public Accountancy Act. *See* Tex. Ethics Comm’n Op. No. 22 (1992) (Public Accountancy Act does not make a client’s identity confidential and therefore does not conflict with financial disclosure requirements). The Commission has also indicated that this exception would not be extended to attorneys in cases where disclosing a client’s identity would not reveal a confidential communication. *See id.*

Each numbered item in these instructions corresponds to the same numbered item on the form.

- 1. Person or Entity for Whom Services Were Provided:** Provide the name of the person or entity.
- 2. Fee Category:** Check the appropriate fee category for the amount received.

PART 16. REPRESENTATION BY LEGISLATOR BEFORE STATE AGENCY

This section applies only to members of the Texas Legislature. If you represented a person for compensation before a state agency in the executive branch, you must provide the name of the agency, the name of the person represented, and the category of the amount of the fee received for the representation. If the requested information is not applicable, indicate that on page 2 of the Cover Sheet.

Each numbered item in these instructions corresponds to the same numbered item on the form.

- 1. State Agency:** Provide the name of the state agency.
- 2. Person Represented:** Provide the name of the person you represented.
- 3. Fee Category:** Check the appropriate fee category for the amount received.

NOTE: Legislators may not, for compensation, represent another person before a state agency in the executive branch. The prohibition does not apply if:

1. the representation is pursuant to an attorney/client relationship in a criminal law matter;
2. the representation involved the filing of documents that involve only ministerial acts on the part of the agency; or
3. the representation is in regard to a matter for which the legislator was hired before September 1, 2003.

PART 17. BENEFITS DERIVED FROM FUNCTIONS HONORING PUBLIC SERVANT

Section 36.10 of the Penal Code provides that the gift prohibitions set out in Section 36.08 of the Penal Code do not apply to a benefit derived from a function in honor or appreciation of a public servant required to file a statement under chapter 572, Government Code, or title 15 of the Election Code, if: 1) the benefit and the source of any benefit over \$50 in value are reported in the statement; and 2) the benefit is used solely to defray expenses that accrue in the performance of duties or activities in connection with the office that are non-reimbursable by the state or a political subdivision. If such a benefit is received and is not reported by the public servant under title 15 of the Election Code, the benefit is reportable here. If the requested information is not applicable, indicate that on page 2 of the Cover Sheet.

Each numbered item in these instructions corresponds to the same numbered item on the form.

- 1. Source of benefit:** Provide the name and address of the person or entity that is the source of the benefit.
- 2. Benefit:** Describe the benefit received.

PART 18. LEGISLATIVE CONTINUANCES

This section applies only to members of the Texas Legislature. Complete this schedule if you are a member or member-elect of the legislature licensed to practice law and represent a party to a civil or criminal case for compensation and on behalf of that party's behalf you have applied for or obtained a legislative continuance under section 30.003 of the Civil Practice and Remedies Code, or under another law or rule that requires or permits a court to grant a continuance on the grounds that an attorney for a part is a member or member-elect of the legislature. If the requested information is not applicable, indicate that on page 2 of the Cover Sheet.

Each numbered item in these instructions corresponds to the same numbered item on the form.

- 1. Name of Party Represented:** Provide the name of the party on whose behalf you applied for or obtained a continuance.
- 2. Date Retained:** Provide the date on which you were retained to represent the party.
- 3. Style, Cause Number, Court, and Jurisdiction:** Provide the style and cause number of the action in which the continuance was sought and the court and jurisdiction in which the action was pending when the continuance was sought.
- 4. Date of Continuance Application:** Provide the date on which you applied for a continuance.
- 5. Was Continuance Granted:** Indicate whether the continuance was granted.

**PART 19. CONTRACTS TO SELL GOODS OR SERVICES TO A
GOVERNMENTAL ENTITY OR GOVERNMENTAL ENTITY
CONTRACTOR**

Part 19 is required for a PFS due on or after January 8, 2019.

You must complete this part if, during the calendar year:

- (1) You, your spouse, or your dependent child, or any business entity of which you, your spouse, or your dependent child, independently or in conjunction, had at least 50 percent ownership interest, was a party to one or more written contracts, **AND**
- (2) All of the following apply to the contracts:
 - (A) the contracts were for the sale of goods or services in the amount of \$2,560 or more.
 - (B) the aggregate cost of the goods or services under the contracts exceeds \$10,220 in the calendar year.
 - (C) the contract were with either:
 - a governmental entity, or
 - a person who contracts with a governmental entity, if the individual or entity described in (1) performed work arising out of the contract, subcontract, or agreement for a fee.

If this part applies, you must provide the following information for each of the contracts.

NOTE: This part does not require the disclosure of an employment contract between a school district or open-enrollment charter school and an employee of the district or school. This part does not apply to an individual who complies with an applicable requirements of Sections 51.954 (relating to Disclosure of Sponsors of Contracted Research in Public Communications) and 51.955 (relating to Prohibited State Agency Actions Related to Disclosure of Publicly Funded Research), Education Code, and section 2252.908 of the Government Code (relating to Disclosure of Interested Parties), in an individual capacity or as a member or employee or an entity to which those sections apply.

Each numbered item in these instructions corresponds to the same numbered item on the form.

- 1. Filer Parties:** Check the appropriate boxes to indicate whether you, your spouse, or a dependent child were a party to the contract. If a party to the contract is a business entity of which you, your spouse, or your dependent child, independently or in conjunction, had at least 50 percent ownership interest, that entity is identified in Box 3 (see below, at “3. Business Parties”).
- 2. Governmental Parties:** Provide the name and address for each “Governmental Entity” or “Contractor for Governmental Entity” that is a party to the contract.

- **Governmental Entity.** A “Governmental Entity” means the State of Texas, a political subdivision of the state, or an agency or department of the state or a political subdivision of the state.

If a party to the contract is a Governmental Entity, provide the name and address for each. Check the appropriate box to indicate that the party is a Governmental Entity.

- **Contractor for Governmental Entity.** A “Contractor for a Governmental Entity” is a person who contracts with a Governmental Entity. This requirement applies if either you, your spouse, or your dependent child, or any business entity of which you, your spouse, or your dependent child, independently or in conjunction, had at least 50 percent ownership interest, performs work arising out of the contract, subcontract, or agreement between the Contractor for a Governmental Entity and the Governmental Entity for a fee.

If a party to the contract is a Contractor for a Governmental Entity, provide the name and address for each. Check the appropriate box to indicate that the party is a Contractor for a Governmental Entity.

3. **Business Parties:** If a party to the contract is a business entity of which you, your spouse, or your dependent child, independently or in conjunction, had at least 50 percent ownership interest, provide the name and address of the business entity.

Form PFS-TEC Only: If you are listing your home address here, please indicate this by placing a check in the box provided.

PART 20. BOND COUNSEL SERVICES PROVIDED BY A LEGISLATOR

Part 20 is required for a PFS due on or after January 8, 2019.

This section applies only to a member of the Texas Legislature who provided bond counsel services to an issuer as defined by Section 1201.002(1) of the Texas Government Code.

Please identify each issuance for which you served as bond counsel. If the requested information is not applicable, indicate that on page 2 of the Cover Sheet.

Each numbered item in these instructions corresponds to the same numbered item on the form.

- 1. Issuer Name:** Provide the name of the issuer.
- 2. Issuance Date:** Provide the date of the issuance.
- 3. Issuance Amount:** Provide the amount of the issuance.
- 4. Fees Paid to Filer:** Check the appropriate fee category for the amount of fees paid to the filer.
- 5. Fees Paid to Filer's Firm:** Check the appropriate fee category for the amount of fees paid to the filer's firm, if applicable.

PERSONAL FINANCIAL STATEMENT SIGNATURE PAGE

Complete this page only after you have completed all applicable sections and parts. You must complete this page after you finish the rest of the report, even if you have no parts to attach. You must always sign a report that you file, and the law requires that the personal financial statement be verified. The verification page must have the signature of the individual required to file the personal financial statement.

You have the option to either: (1) take the completed form to a notary public where you will sign above the first line that says “Signature of Filer” (an electronic signature is not acceptable) and your signature will be notarized, or (2) sign above both lines that say either “Signature of Filer” or “Signature of Filer (Declarant)” (an electronic signature is not acceptable), and fill out the unsworn declaration section.

PERSONAL FINANCIAL STATEMENT

FORM PFS - LOCAL

Note: A PFS filed with the Texas Ethics Commission must be filed electronically. The only exception is for individuals appointed to office. See the PFS Instruction Guide for more information.

COVER SHEET

PAGE 1

Filed in accordance with chapter 572 of the Government Code. For filings required in 2022, covering calendar year ending December 31, 2021. Use FORM PFS--INSTRUCTION GUIDE when completing this form.		TOTAL NUMBER OF PAGES FILED:		
		Filer ID		
1 NAME	TITLE; FIRST; MI	OFFICE USE ONLY		
	NICKNAME; LAST; SUFFIX			
2 ADDRESS	ADDRESS / PO BOX; APT / SUITE #; CITY; STATE; ZIP CODE			Date Received
3 TELEPHONE NUMBER	AREA CODE PHONE NUMBER; EXTENSION ()			Date Hand-delivered or Date Postmarked
4 REASON FOR FILING STATEMENT	<input type="radio"/> CANDIDATE _____ (INDICATE OFFICE)	Receipt #	Amount \$	
	<input type="radio"/> ELECTED OFFICER _____ (INDICATE OFFICE)	Date Processed		
	<input type="radio"/> OTHER _____ (INDICATE POSITION)	Date Imaged		
5 Family members whose financial activity you are reporting (see instructions).				
SPOUSE _____				
DEPENDENT CHILD 1. _____				
2. _____				
3. _____				

In Parts 1 through 20, you will disclose your financial activity during the preceding calendar year. In Parts 1 through 14 and 20, you are required to disclose not only your own financial activity, but also that of your spouse or a dependent child (see instructions).

COPY AND ATTACH ADDITIONAL PAGES AS NECESSARY

On this page, indicate any Parts of Form PFS that are not applicable to you. If you do not place a check in a box, then pages for that Part must be included in the report. ***If you place a check in a box, do NOT include pages for that Part in the report.***

6 PARTS NOT APPLICABLE TO FILER

- N/A Part 1A - Sources of Occupational Income
- N/A Part 1B - Retainers
- N/A Part 2 - Stock
- N/A Part 3 - Bonds, Notes & Other Commercial Paper
- N/A Part 4 - Mutual Funds
- N/A Part 5 - Income from Interest, Dividends, Royalties & Rents
- N/A Part 6 - Personal Notes and Lease Agreements
- N/A Part 7A - Interests in Real Property
- N/A Part 7B - Interests in Business Entities
- N/A Part 8 - Gifts
- N/A Part 9 - Trust Income
- N/A Part 10A - Blind Trusts
- N/A Part 10B - Trustee Statement
- N/A Part 11A - Ownership of Business Associations
- N/A Part 11B - Assets of Business Associations
- N/A Part 11C - Liabilities of Business Associations
- N/A Part 12 - Boards and Executive Positions
- N/A Part 13 - Expenses Accepted Under Honorarium Exception
- N/A Part 14 - Interest in Business in Common with Lobbyist
- N/A Part 15 - Fees Received for Services Rendered to a Lobbyist or Lobbyist's Employer
- N/A Part 16 - Representation by Legislator Before State Agency
- N/A Part 17 - Benefits Derived from Functions Honoring Public Servant
- N/A Part 18 - Legislative Continuances
- N/A Part 19 - Contracts with Governmental Entity
- N/A Part 20 - Bond Counsel Services Provided by a Legislator

SOURCES OF OCCUPATIONAL INCOME

PART 1A

If the requested information is not applicable, indicate that on Page 2 of the Cover Sheet, **and do NOT include this page in the report.**

When reporting information about a dependent child's activity, indicate the child about whom you are reporting by providing the number under which the child is listed on the Cover Sheet.

<p>1 INFORMATION RELATES TO</p>	<input type="checkbox"/> FILER <input type="checkbox"/> SPOUSE <input type="checkbox"/> DEPENDENT CHILD _____
<p>2 EMPLOYMENT</p> <p><input type="radio"/> EMPLOYED BY ANOTHER</p>	<p>NAME AND ADDRESS OF EMPLOYER / POSITION HELD</p>
<p><input type="radio"/> SELF-EMPLOYED</p>	<p>NATURE OF OCCUPATION</p>

<p>INFORMATION RELATES TO</p>	<input type="checkbox"/> FILER <input type="checkbox"/> SPOUSE <input type="checkbox"/> DEPENDENT CHILD _____
<p>EMPLOYMENT</p> <p><input type="radio"/> EMPLOYED BY ANOTHER</p>	<p>NAME AND ADDRESS OF EMPLOYER / POSITION HELD</p>
<p><input type="radio"/> SELF-EMPLOYED</p>	<p>NATURE OF OCCUPATION</p>

<p>INFORMATION RELATES TO</p>	<input type="checkbox"/> FILER <input type="checkbox"/> SPOUSE <input type="checkbox"/> DEPENDENT CHILD _____
<p>EMPLOYMENT</p> <p><input type="radio"/> EMPLOYED BY ANOTHER</p>	<p>NAME AND ADDRESS OF EMPLOYER / POSITION HELD</p>
<p><input type="radio"/> SELF-EMPLOYED</p>	<p>NATURE OF OCCUPATION</p>

COPY AND ATTACH ADDITIONAL PAGES AS NECESSARY

RETAINERS

PART 1B

If the requested information is not applicable, indicate that on Page 2 of the Cover Sheet, **and do NOT include this page in the report.**

This section concerns fees received as a retainer by you, your spouse, or a dependent child (or by a business in which you, your spouse, or a dependent child have a "substantial interest") for a claim on future services in case of need, rather than for services on a matter specified at the time of contracting for or receiving the fee. Report information here only if the value of the work actually performed during the calendar year did not equal or exceed the value of the retainer. For more information, see FORM PFS--INSTRUCTION GUIDE.

When reporting information about a dependent child's activity, indicate the child about whom you are reporting by providing the number under which the child is listed on the Cover Sheet.

<p>1 FEE RECEIVED FROM</p>	<p>NAME AND ADDRESS</p>
<p>2 FEE RECEIVED BY</p>	<p>NAME OF BUSINESS</p> <p><input type="checkbox"/> FILER OR FILER'S BUSINESS _____</p> <p><input type="checkbox"/> SPOUSE OR SPOUSE'S BUSINESS _____</p> <p><input type="checkbox"/> DEPENDENT CHILD _____ OR CHILD'S BUSINESS _____</p>
<p>3 FEE AMOUNT</p>	<p><input type="radio"/> LESS THAN \$J,300 <input type="radio"/> \$J,300 - \$11,100 <input type="radio"/> \$11,600 - \$41,119 <input type="radio"/> \$41,110 OR MORE</p>

<p>FEE RECEIVED FROM</p>	<p>NAME AND ADDRESS</p>
<p>FEE RECEIVED BY</p>	<p>NAME OF BUSINESS</p> <p><input type="checkbox"/> FILER OR FILER'S BUSINESS _____</p> <p><input type="checkbox"/> SPOUSE OR SPOUSE'S BUSINESS _____</p> <p><input type="checkbox"/> DEPENDENT CHILD _____ OR CHILD'S BUSINESS _____</p>
<p>FEE AMOUNT</p>	<p><input type="radio"/> LESS THAN \$J,300 <input type="radio"/> \$J,300 - \$11,100 <input type="radio"/> \$11,600 - \$41,119 <input type="radio"/> \$41,110 OR MORE</p>

COPY AND ATTACH ADDITIONAL PAGES AS NECESSARY

STOCK

PART 2

If the requested information is not applicable, indicate that on Page 2 of the Cover Sheet, **and do NOT include this page in the report.**

List each business entity in which you, your spouse, or a dependent child held or acquired stock during the calendar year and indicate the category of the number of shares held or acquired. If some or all of the stock was sold, also indicate the category of the amount of the net gain or loss realized from the sale. For more information, see FORM PFS--INSTRUCTION GUIDE.

When reporting information about a dependent child's activity, indicate the child about whom you are reporting by providing the number under which the child is listed on the Cover Sheet.

1 BUSINESS ENTITY	NAME _____			
2 STOCK HELD OR ACQUIRED BY	<input type="checkbox"/> FILER	<input type="checkbox"/> SPOUSE	<input type="checkbox"/> DEPENDENT CHILD _____	
3 NUMBER OF SHARES	<input type="radio"/> LESS THAN 100	<input type="radio"/> 100 TO 499	<input type="radio"/> 500 TO 999	<input type="radio"/> 1,000 TO 4,999
	<input type="radio"/> 5,000 TO 9,999	<input type="radio"/> 10,000 OR MORE		
4 IF SOLD	<input type="radio"/> NET GAIN			
	<input type="radio"/> NET LOSS	<input type="radio"/> LESS THAN \$J,300	<input type="radio"/> \$J,300 - \$11,100	<input type="radio"/> \$11,600 - \$41,100
		<input type="radio"/> \$41,100 OR MORE		

BUSINESS ENTITY	NAME _____			
STOCK HELD OR ACQUIRED BY	<input type="checkbox"/> FILER	<input type="checkbox"/> SPOUSE	<input type="checkbox"/> DEPENDENT CHILD _____	
NUMBER OF SHARES	<input type="radio"/> LESS THAN 100	<input type="radio"/> 100 TO 499	<input type="radio"/> 500 TO 999	<input type="radio"/> 1,000 TO 4,999
	<input type="radio"/> 5,000 TO 9,999	<input type="radio"/> 10,000 OR MORE		
IF SOLD	<input type="radio"/> NET GAIN			
	<input type="radio"/> NET LOSS	<input type="radio"/> LESS THAN \$J,300	<input type="radio"/> \$J,300 - \$11,100	<input type="radio"/> \$11,600 - \$41,100
		<input type="radio"/> \$41,100 OR MORE		

BUSINESS ENTITY	NAME _____			
STOCK HELD OR ACQUIRED BY	<input type="checkbox"/> FILER	<input type="checkbox"/> SPOUSE	<input type="checkbox"/> DEPENDENT CHILD _____	
NUMBER OF SHARES	<input type="radio"/> LESS THAN 100	<input type="radio"/> 100 TO 499	<input type="radio"/> 500 TO 999	<input type="radio"/> 1,000 TO 4,999
	<input type="radio"/> 5,000 TO 9,999	<input type="radio"/> 10,000 OR MORE		
IF SOLD	<input type="radio"/> NET GAIN			
	<input type="radio"/> NET LOSS	<input type="radio"/> LESS THAN \$J,300	<input type="radio"/> \$J,300 - \$11,100	<input type="radio"/> \$11,600 - \$41,100
		<input type="radio"/> \$41,100 OR MORE		

BUSINESS ENTITY	NAME _____			
STOCK HELD OR ACQUIRED BY	<input type="checkbox"/> FILER	<input type="checkbox"/> SPOUSE	<input type="checkbox"/> DEPENDENT CHILD _____	
NUMBER OF SHARES	<input type="radio"/> LESS THAN 100	<input type="radio"/> 100 TO 499	<input type="radio"/> 500 TO 999	<input type="radio"/> 1,000 TO 4,999
	<input type="radio"/> 5,000 TO 9,999	<input type="radio"/> 10,000 OR MORE		
IF SOLD	<input type="radio"/> NET GAIN			
	<input type="radio"/> NET LOSS	<input type="radio"/> LESS THAN \$J,300	<input type="radio"/> \$J,300 - \$11,100	<input type="radio"/> \$11,600 - \$41,100
		<input type="radio"/> \$41,100 OR MORE		

BUSINESS ENTITY	NAME _____			
STOCK HELD OR ACQUIRED BY	<input type="checkbox"/> FILER	<input type="checkbox"/> SPOUSE	<input type="checkbox"/> DEPENDENT CHILD _____	
NUMBER OF SHARES	<input type="radio"/> LESS THAN 100	<input type="radio"/> 100 TO 499	<input type="radio"/> 500 TO 999	<input type="radio"/> 1,000 TO 4,999
	<input type="radio"/> 5,000 TO 9,999	<input type="radio"/> 10,000 OR MORE		
IF SOLD	<input type="radio"/> NET GAIN			
	<input type="radio"/> NET LOSS	<input type="radio"/> LESS THAN \$J,300	<input type="radio"/> \$J,300 - \$11,100	<input type="radio"/> \$11,600 - \$41,100
		<input type="radio"/> \$41,100 OR MORE		

COPY AND ATTACH ADDITIONAL PAGES AS NECESSARY

BONDS, NOTES & OTHER COMMERCIAL PAPER

PART 3

If the requested information is not applicable, indicate that on Page 2 of the Cover Sheet, **and do NOT include this page in the report.**

List all bonds, notes, and other commercial paper held or acquired by you, your spouse, or a dependent child during the calendar year. If sold, indicate the category of the amount of the net gain or loss realized from the sale. For more information, see FORM PFS--INSTRUCTION GUIDE.

When reporting information about a dependent child's activity, indicate the child about whom you are reporting by providing the number under which the child is listed on the Cover Sheet.

1 DESCRIPTION OF INSTRUMENT	
2 HELD OR ACQUIRED BY	<input type="checkbox"/> FILER <input type="checkbox"/> SPOUSE <input type="checkbox"/> DEPENDENT CHILD _____
3 IF SOLD <input type="radio"/> NET GAIN <input type="radio"/> NET LOSS	<input type="radio"/> LESS THAN \$J,300 <input type="radio"/> \$J,300 - \$11,100 <input type="radio"/> \$11,600 - \$41,119 <input type="radio"/> \$41,110 OR MORE
DESCRIPTION OF INSTRUMENT	
HELD OR ACQUIRED BY	<input type="checkbox"/> FILER <input type="checkbox"/> SPOUSE <input type="checkbox"/> DEPENDENT CHILD _____
IF SOLD <input type="radio"/> NET GAIN <input type="radio"/> NET LOSS	<input type="radio"/> LESS THAN \$J,300 <input type="radio"/> \$J,300 - \$11,100 <input type="radio"/> \$11,600 - \$41,119 <input type="radio"/> \$41,110 OR MORE
DESCRIPTION OF INSTRUMENT	
HELD OR ACQUIRED BY	<input type="checkbox"/> FILER <input type="checkbox"/> SPOUSE <input type="checkbox"/> DEPENDENT CHILD _____
IF SOLD <input type="radio"/> NET GAIN <input type="radio"/> NET LOSS	<input type="radio"/> LESS THAN \$J,300 <input type="radio"/> \$J,300 - \$11,100 <input type="radio"/> \$11,600 - \$41,119 <input type="radio"/> \$41,110 OR MORE

COPY AND ATTACH ADDITIONAL PAGES AS NECESSARY

MUTUAL FUNDS

PART 4

If the requested information is not applicable, indicate that on Page 2 of the Cover Sheet, **and do NOT include this page in the report.**

List each mutual fund and the number of shares in that mutual fund that you, your spouse, or a dependent child held or acquired during the calendar year and indicate the category of the number of shares of mutual funds held or acquired. If some or all of the shares of a mutual fund were sold, also indicate the category of the amount of the net gain or loss realized from the sale. For more information, see FORM PFS--INSTRUCTION GUIDE.

When reporting information about a dependent child's activity, indicate the child about whom you are reporting by providing the number under which the child is listed on the Cover Sheet.

1 MUTUAL FUND	NAME _____
2 SHARES OF MUTUAL FUND HELD OR ACQUIRED BY	<input type="checkbox"/> FILER <input type="checkbox"/> SPOUSE <input type="checkbox"/> DEPENDENT CHILD _____
3 NUMBER OF SHARES OF MUTUAL FUND	<input type="radio"/> LESS THAN 100 <input type="radio"/> 100 TO 499 <input type="radio"/> 500 TO 999 <input type="radio"/> 1,000 TO 4,999 <input type="radio"/> 5,000 TO 9,999 <input type="radio"/> 10,000 OR MORE
4 IF SOLD	<input type="radio"/> NET GAIN <input type="radio"/> LESS THAN \$J,300 <input type="radio"/> \$J,300 - \$11,100 <input type="radio"/> \$11,600 - \$41,119 <input type="radio"/> \$41,110 OR MORE <input type="radio"/> NET LOSS

MUTUAL FUND	NAME _____
SHARES OF MUTUAL FUND HELD OR ACQUIRED BY	<input type="checkbox"/> FILER <input type="checkbox"/> SPOUSE <input type="checkbox"/> DEPENDENT CHILD _____
NUMBER OF SHARES OF MUTUAL FUND	<input type="radio"/> LESS THAN 100 <input type="radio"/> 100 TO 499 <input type="radio"/> 500 TO 999 <input type="radio"/> 1,000 TO 4,999 <input type="radio"/> 5,000 TO 9,999 <input type="radio"/> 10,000 OR MORE
IF SOLD	<input type="radio"/> NET GAIN <input type="radio"/> LESS THAN \$J,300 <input type="radio"/> \$J,300 - \$11,100 <input type="radio"/> \$11,600 - \$41,119 <input type="radio"/> \$41,110 OR MORE <input type="radio"/> NET LOSS

MUTUAL FUND	NAME _____
SHARES OF MUTUAL FUND HELD OR ACQUIRED BY	<input type="checkbox"/> FILER <input type="checkbox"/> SPOUSE <input type="checkbox"/> DEPENDENT CHILD _____
NUMBER OF SHARES OF MUTUAL FUND	<input type="radio"/> LESS THAN 100 <input type="radio"/> 100 TO 499 <input type="radio"/> 500 TO 999 <input type="radio"/> 1,000 TO 4,999 <input type="radio"/> 5,000 TO 9,999 <input type="radio"/> 10,000 OR MORE
IF SOLD	<input type="radio"/> NET GAIN <input type="radio"/> LESS THAN \$J,300 <input type="radio"/> \$J,300 - \$11,100 <input type="radio"/> \$11,600 - \$41,119 <input type="radio"/> \$41,110 OR MORE <input type="radio"/> NET LOSS

COPY AND ATTACH ADDITIONAL PAGES AS NECESSARY

INCOME FROM INTEREST, DIVIDENDS, ROYALTIES & RENTS

PART 5

If the requested information is not applicable, indicate that on Page 2 of the Cover Sheet, **and do NOT include this page in the report.**

List each source of income you, your spouse, or a dependent child received *in excess of \$930* that was derived from interest, dividends, royalties, and rents during the calendar year and indicate the category of the amount of the income. For more information, see FORM PFS--INSTRUCTION GUIDE.

When reporting information about a dependent child's activity, indicate the child about whom you are reporting by providing the number under which the child is listed on the Cover Sheet.

1 SOURCE OF INCOME <input type="checkbox"/> Publicly held corporation	NAME AND ADDRESS
2 RECEIVED BY	<input type="checkbox"/> FILER <input type="checkbox"/> SPOUSE <input type="checkbox"/> DEPENDENT CHILD _____
3 AMOUNT	<input type="radio"/> \$930--\$9,319 <input type="radio"/> \$J,3G0 - \$1ì,îG <input type="radio"/> \$1ì,6HD - \$4î,îî9 <input type="radio"/> \$4î,îî0 OR MORE

SOURCE OF INCOME <input type="checkbox"/> Publicly held corporation	NAME AND ADDRESS
RECEIVED BY	<input type="checkbox"/> FILER <input type="checkbox"/> SPOUSE <input type="checkbox"/> DEPENDENT CHILD _____
AMOUNT	<input type="radio"/> \$930--\$9,319 <input type="radio"/> \$J,3G0 - \$1ì,îG <input type="radio"/> \$1ì,6HD - \$4î,îî9 <input type="radio"/> \$4î,îî0 OR MORE

SOURCE OF INCOME <input type="checkbox"/> Publicly held corporation	NAME AND ADDRESS
RECEIVED BY	<input type="checkbox"/> FILER <input type="checkbox"/> SPOUSE <input type="checkbox"/> DEPENDENT CHILD _____
AMOUNT	<input type="radio"/> \$930--\$9,319 <input type="radio"/> \$J,3G0 - \$1ì,îG <input type="radio"/> \$1ì,6HD - \$4î,îî9 <input type="radio"/> \$4î,îî0 OR MORE

COPY AND ATTACH ADDITIONAL PAGES AS NECESSARY

PERSONAL NOTES AND LEASE AGREEMENTS

PART 6

If the requested information is not applicable, indicate that on Page 2 of the Cover Sheet, **and do NOT include this page in the report.**

Identify each guarantor of a loan and each person or financial institution to whom you, your spouse, or a dependent child had a total financial liability of *more than \$1,860* in the form of a personal note or notes or lease agreement at any time during the calendar year and indicate the category of the amount of the liability. For more information, see FORM PFS--INSTRUCTION GUIDE.

When reporting information about a dependent child's activity, indicate the child about whom you are reporting by providing the number under which the child is listed on the Cover Sheet.

1 PERSON OR INSTITUTION HOLDING NOTE OR LEASE AGREEMENT	
2 LIABILITY OF	<input type="checkbox"/> FILER <input type="checkbox"/> SPOUSE <input type="checkbox"/> DEPENDENT CHILD _____
3 GUARANTOR	
4 AMOUNT	<input type="radio"/> \$1,110--\$J,HFJ <input type="radio"/> \$J,300--\$11,100 <input type="radio"/> \$11,600--\$41,119 <input type="radio"/> \$41,110 OR MORE
PERSON OR INSTITUTION HOLDING NOTE OR LEASE AGREEMENT	
LIABILITY OF	<input type="checkbox"/> FILER <input type="checkbox"/> SPOUSE <input type="checkbox"/> DEPENDENT CHILD _____
GUARANTOR	
AMOUNT	<input type="radio"/> \$1,110--\$J,HFJ <input type="radio"/> \$J,300--\$11,100 <input type="radio"/> \$11,600--\$41,119 <input type="radio"/> \$41,110 OR MORE
PERSON OR INSTITUTION HOLDING NOTE OR LEASE AGREEMENT	
LIABILITY OF	<input type="checkbox"/> FILER <input type="checkbox"/> SPOUSE <input type="checkbox"/> DEPENDENT CHILD _____
GUARANTOR	
AMOUNT	<input type="radio"/> \$1,110--\$J,HFJ <input type="radio"/> \$J,300--\$11,100 <input type="radio"/> \$11,600--\$41,119 <input type="radio"/> \$41,110 OR MORE

COPY AND ATTACH ADDITIONAL PAGES AS NECESSARY

INTERESTS IN REAL PROPERTY

PART 7A

If the requested information is not applicable, indicate that on Page 2 of the Cover Sheet, **and do NOT include this page in the report.**

Describe all beneficial interests in real property held or acquired by you, your spouse, or a dependent child during the calendar year. If the interest was sold, also indicate the category of the amount of the net gain or loss realized from the sale. For an explanation of "beneficial interest" and other specific directions for completing this section, see FORM PFS-INSTRUCTION GUIDE.

When reporting information about a dependent child's activity, indicate the child about whom you are reporting by providing the number under which the child is listed on the Cover Sheet.

1 HELD OR ACQUIRED BY	<input type="checkbox"/> FILER <input type="checkbox"/> SPOUSE <input type="checkbox"/> DEPENDENT CHILD _____
2 STREET ADDRESS <input type="checkbox"/> NOT AVAILABLE	STREET ADDRESS, INCLUDING CITY, COUNTY, AND STATE
3 DESCRIPTION <input type="radio"/> LOTS <input type="radio"/> ACRES	NUMBER OF LOTS OR ACRES AND NAME OF COUNTY WHERE LOCATED
4 NAMES OF PERSONS RETAINING AN INTEREST <input type="checkbox"/> NOT APPLICABLE (SEVERED MINERAL INTEREST)	
5 IF SOLD <input type="radio"/> NET GAIN <input type="radio"/> NET LOSS	<input type="radio"/> LESS THAN \$9,320 <input type="radio"/> \$9,320 - \$18,629 <input type="radio"/> \$18,630 - \$46,579 <input type="radio"/> \$46,580 OR MORE

HELD OR ACQUIRED BY	<input type="checkbox"/> FILER <input type="checkbox"/> SPOUSE <input type="checkbox"/> DEPENDENT CHILD _____
STREET ADDRESS <input type="checkbox"/> NOT AVAILABLE	STREET ADDRESS, INCLUDING CITY, COUNTY, AND STATE
DESCRIPTION <input type="radio"/> LOTS <input type="radio"/> ACRES	NUMBER OF LOTS OR ACRES AND NAME OF COUNTY WHERE LOCATED
NAMES OF PERSONS RETAINING AN INTEREST <input type="checkbox"/> NOT APPLICABLE (SEVERED MINERAL INTEREST)	
IF SOLD <input type="radio"/> NET GAIN <input type="radio"/> NET LOSS	<input type="radio"/> LESS THAN \$9,320 <input type="radio"/> \$9,320 - \$18,629 <input type="radio"/> \$18,630 - \$46,579 <input type="radio"/> \$46,580 OR MORE

COPY AND ATTACH ADDITIONAL PAGES AS NECESSARY

INTERESTS IN BUSINESS ENTITIES

PART 7B

If the requested information is not applicable, indicate that on Page 2 of the Cover Sheet, **and do NOT include this page in the report.**

Describe all beneficial interests in business entities held or acquired by you, your spouse, or a dependent child during the calendar year. If the interest was sold, also indicate the category of the amount of the net gain or loss realized from the sale. For an explanation of "beneficial interest" and other specific directions for completing this section, see FORM PFS-INSTRUCTION GUIDE.

When reporting information about a dependent child's activity, indicate the child about whom you are reporting by providing the number under which the child is listed on the Cover Sheet.

1 HELD OR ACQUIRED BY	<input type="checkbox"/> FILER <input type="checkbox"/> SPOUSE <input type="checkbox"/> DEPENDENT CHILD _____
2 DESCRIPTION	NAME AND ADDRESS
3 IF SOLD <input type="radio"/> NET GAIN <input type="radio"/> NET LOSS	<input type="radio"/> LESS THAN \$9,320 <input type="radio"/> \$9,320 - \$18,629 <input type="radio"/> \$18,630 - \$46,579 <input type="radio"/> \$46,580 OR MORE

HELD OR ACQUIRED BY	<input type="checkbox"/> FILER <input type="checkbox"/> SPOUSE <input type="checkbox"/> DEPENDENT CHILD _____
DESCRIPTION	NAME AND ADDRESS
IF SOLD <input type="radio"/> NET GAIN <input type="radio"/> NET LOSS	<input type="radio"/> LESS THAN \$9,320 <input type="radio"/> \$9,320 - \$18,629 <input type="radio"/> \$18,630 - \$46,579 <input type="radio"/> \$46,580 OR MORE

HELD OR ACQUIRED BY	<input type="checkbox"/> FILER <input type="checkbox"/> SPOUSE <input type="checkbox"/> DEPENDENT CHILD _____
DESCRIPTION	NAME AND ADDRESS
IF SOLD <input type="radio"/> NET GAIN <input type="radio"/> NET LOSS	<input type="radio"/> LESS THAN \$9,320 <input type="radio"/> \$9,320 - \$18,629 <input type="radio"/> \$18,630 - \$46,579 <input type="radio"/> \$46,580 OR MORE

COPY AND ATTACH ADDITIONAL PAGES AS NECESSARY

GIFTS

PART 8

If the requested information is not applicable, indicate that on Page 2 of the Cover Sheet, **and do NOT include this page in the report.**

Identify any person or organization that has given a gift *worth more than \$470* to you, your spouse, or a dependent child, and describe the gift. The description of a gift of cash or a cash equivalent, such as a negotiable instrument or gift certificate, must include a statement of the value of the gift. Do not include: 1) expenditures required to be reported by a person required to be registered as a lobbyist under chapter 305 of the Government Code; 2) political contributions reported as required by law; or 3) gifts given by a person related to the recipient within the second degree by consanguinity or affinity. For more information, see FORM PFS--INSTRUCTION GUIDE.

When reporting information about a dependent child's activity, indicate the child about whom you are reporting by providing the number under which the child is listed on the Cover Sheet.

¹ DONOR	NAME AND ADDRESS
² RECIPIENT	<input type="checkbox"/> FILER <input type="checkbox"/> SPOUSE <input type="checkbox"/> DEPENDENT CHILD _____
³ DESCRIPTION OF GIFT	

DONOR	NAME AND ADDRESS
RECIPIENT	<input type="checkbox"/> FILER <input type="checkbox"/> SPOUSE <input type="checkbox"/> DEPENDENT CHILD _____
DESCRIPTION OF GIFT	

DONOR	NAME AND ADDRESS
RECIPIENT	<input type="checkbox"/> FILER <input type="checkbox"/> SPOUSE <input type="checkbox"/> DEPENDENT CHILD _____
DESCRIPTION OF GIFT	

COPY AND ATTACH ADDITIONAL PAGES AS NECESSARY

TRUST INCOME

PART 9

If the requested information is not applicable, indicate that on Page 2 of the Cover Sheet, **and do NOT include this page in the report.**

Identify each source of income received by you, your spouse, or a dependent child as beneficiary of a trust and indicate the category of the amount of income received. Also identify each asset of the trust from which the beneficiary received *more than \$930*, if the identity of the asset is known. For more information, see FORM PFS--INSTRUCTION GUIDE.

When reporting information about a dependent child's activity, indicate the child about whom you are reporting by providing the number under which the child is listed on the Cover Sheet.

¹ SOURCE	NAME OF TRUST
² BENEFICIARY	<input type="checkbox"/> FILER <input type="checkbox"/> SPOUSE <input type="checkbox"/> DEPENDENT CHILD _____
³ INCOME	<input type="radio"/> LESS THAN \$9,320 <input type="radio"/> \$9,320 - \$18,629 <input type="radio"/> \$18,630 - \$46,579 <input type="radio"/> \$46,580 OR MORE
⁴ ASSETS FROM WHICH OVER \$930 WAS RECEIVED	<input type="checkbox"/> UNKNOWN

SOURCE	NAME OF TRUST
BENEFICIARY	<input type="checkbox"/> FILER <input type="checkbox"/> SPOUSE <input type="checkbox"/> DEPENDENT CHILD _____
INCOME	<input type="radio"/> LESS THAN \$9,320 <input type="radio"/> \$9,320 - \$18,629 <input type="radio"/> \$18,630 - \$46,579 <input type="radio"/> \$46,580 OR MORE
ASSETS FROM WHICH OVER \$930 WAS RECEIVED	<input type="checkbox"/> UNKNOWN

SOURCE	NAME OF TRUST
BENEFICIARY	<input type="checkbox"/> FILER <input type="checkbox"/> SPOUSE <input type="checkbox"/> DEPENDENT CHILD _____
INCOME	<input type="radio"/> LESS THAN \$9,320 <input type="radio"/> \$9,320 - \$18,629 <input type="radio"/> \$18,630 - \$46,579 <input type="radio"/> \$46,580 OR MORE
ASSETS FROM WHICH OVER \$930 WAS RECEIVED	<input type="checkbox"/> UNKNOWN

COPY AND ATTACH ADDITIONAL PAGES AS NECESSARY

BLIND TRUSTS

PART 10A

If the requested information is not applicable, indicate that on Page 2 of the Cover Sheet, **and do NOT include this page in the report.**

Identify each blind trust that complies with section 572.023(c) of the Government Code. See FORM PFS--INSTRUCTION GUIDE.

When reporting information about a dependent child's activity, indicate the child about whom you are reporting by providing the number under which the child is listed on the Cover Sheet.

1	NAME OF TRUST	
2	TRUSTEE	NAME AND ADDRESS
3	BENEFICIARY	<input type="checkbox"/> FILER <input type="checkbox"/> SPOUSE <input type="checkbox"/> DEPENDENT CHILD _____
4	FAIR MARKET VALUE	<input type="radio"/> LESS THAN \$9,320 <input type="radio"/> \$9,320 - \$18,629 <input type="radio"/> \$18,630 - \$46,579 <input type="radio"/> \$46,580 OR MORE
5	DATE CREATED	

	NAME OF TRUST	
	TRUSTEE	NAME AND ADDRESS
	BENEFICIARY	<input type="checkbox"/> FILER <input type="checkbox"/> SPOUSE <input type="checkbox"/> DEPENDENT CHILD _____
	FAIR MARKET VALUE	<input type="radio"/> LESS THAN \$9,320 <input type="radio"/> \$9,320 - \$18,629 <input type="radio"/> \$18,630 - \$46,579 <input type="radio"/> \$46,580 OR MORE
	DATE CREATED	

	NAME OF TRUST	
	TRUSTEE	NAME AND ADDRESS
	BENEFICIARY	<input type="checkbox"/> FILER <input type="checkbox"/> SPOUSE <input type="checkbox"/> DEPENDENT CHILD _____
	FAIR MARKET VALUE	<input type="radio"/> LESS THAN \$9,320 <input type="radio"/> \$9,320 - \$18,629 <input type="radio"/> \$18,630 - \$46,579 <input type="radio"/> \$46,580 OR MORE
	DATE CREATED	

COPY AND ATTACH ADDITIONAL PAGES AS NECESSARY

TRUSTEE STATEMENT

PART 10B

If the requested information is not applicable, indicate that on Page 2 of the Cover Sheet, **and do NOT include this page in the report.**

An individual who is required to identify a blind trust on Part 10A of the Personal Financial Statement must submit a statement signed by the trustee of each blind trust listed on Part 10A. The portions of section 572.023 of the Government Code that relate to blind trusts are listed below.

1 NAME OF TRUST	
2 TRUSTEE NAME	
3 FILER ON WHOSE BEHALF STATEMENT IS BEING FILED	NAME
4 TRUSTEE STATEMENT	<p>I affirm, under penalty of perjury, that I have not revealed any information to the beneficiary of this trust except information that may be disclosed under section 572.023 (b)(8) of the Government Code and that to the best of my knowledge, the trust complies with section 572.023 of the Government Code.</p> <p>_____</p> <p>Trustee Signature</p>

§ 572.023. Contents of Financial Statement in General

(b) The account of financial activity consists of:

(8) identification of the source and the category of the amount of all income received as beneficiary of a trust, other than a blind trust that complies with Subsection (c), and identification of each trust asset, if known to the beneficiary, from which income was received by the beneficiary in excess of \$500;

(14) identification of each blind trust that complies with Subsection (c), including:

(A) the category of the fair market value of the trust;

(B) the date the trust was created;

(C) the name and address of the trustee; and

(D) a statement signed by the trustee, under penalty of perjury, stating that:

(i) the trustee has not revealed any information to the individual, except information that may be disclosed under Subdivision (8); and

(ii) to the best of the trustee's knowledge, the trust complies with this section.

(c) For purposes of Subsections (b)(8) and (14), a blind trust is a trust as to which:

(1) the trustee:

(A) is a disinterested party;

(B) is not the individual;

(C) is not required to register as a lobbyist under Chapter 305;

(D) is not a public officer or public employee; and

(E) was not appointed to public office by the individual or by a public officer or public employee the individual supervises; and

(2) the trustee has complete discretion to manage the trust, including the power to dispose of and acquire trust assets without consulting or notifying the individual.

(d) If a blind trust under Subsection (c) is revoked while the individual is subject to this subchapter, the individual must file an amendment to the individual's most recent financial statement, disclosing the date of revocation and the previously unreported value by category of each asset and the income derived from each asset.

OWNERSHIP OF BUSINESS ASSOCIATIONS

PART 11A

If the requested information is not applicable, indicate that on Page 2 of the Cover Sheet and **DO NOT include this page in the report.**

Describe each corporation, firm, partnership, limited partnership, limited liability partnership, professional corporation, professional association, joint venture, or other business association in which you, your spouse, or a dependent child held, acquired, or sold 5 percent or more of the outstanding ownership. For more information, see FORM PFS - INSTRUCTION GUIDE.

When reporting information about a dependent child's activity, indicate the child about whom you are reporting by providing the number under which the child is listed on the Cover Sheet.

1 BUSINESS ASSOCIATION	NAME AND ADDRESS		
2 BUSINESS TYPE	<input type="radio"/> Corporation <input type="radio"/> Firm <input type="radio"/> Partnership	<input type="radio"/> Limited Partnership <input type="radio"/> Limited Liability Partnership <input type="radio"/> Professional Corporation	<input type="radio"/> Professional Association <input type="radio"/> Joint Venture <input type="radio"/> Other _____
3 HELD, ACQUIRED, OR SOLD BY	<input type="checkbox"/> FILER	<input type="checkbox"/> SPOUSE	<input type="checkbox"/> DEPENDENT CHILD _____
BUSINESS ASSOCIATION	NAME AND ADDRESS		
BUSINESS TYPE	<input type="radio"/> Corporation <input type="radio"/> Firm <input type="radio"/> Partnership	<input type="radio"/> Limited Partnership <input type="radio"/> Limited Liability Partnership <input type="radio"/> Professional Corporation	<input type="radio"/> Professional Association <input type="radio"/> Joint Venture <input type="radio"/> Other _____
HELD, ACQUIRED, OR SOLD BY	<input type="checkbox"/> FILER	<input type="checkbox"/> SPOUSE	<input type="checkbox"/> DEPENDENT CHILD _____
BUSINESS ASSOCIATION	NAME AND ADDRESS		
BUSINESS TYPE	<input type="radio"/> Corporation <input type="radio"/> Firm <input type="radio"/> Partnership	<input type="radio"/> Limited Partnership <input type="radio"/> Limited Liability Partnership <input type="radio"/> Professional Corporation	<input type="radio"/> Professional Association <input type="radio"/> Joint Venture <input type="radio"/> Other _____
HELD, ACQUIRED, OR SOLD BY	<input type="checkbox"/> FILER	<input type="checkbox"/> SPOUSE	<input type="checkbox"/> DEPENDENT CHILD _____
BUSINESS ASSOCIATION	NAME AND ADDRESS		
BUSINESS TYPE	<input type="radio"/> Corporation <input type="radio"/> Firm <input type="radio"/> Partnership	<input type="radio"/> Limited Partnership <input type="radio"/> Limited Liability Partnership <input type="radio"/> Professional Corporation	<input type="radio"/> Professional Association <input type="radio"/> Joint Venture <input type="radio"/> Other _____
HELD, ACQUIRED, OR SOLD BY	<input type="checkbox"/> FILER	<input type="checkbox"/> SPOUSE	<input type="checkbox"/> DEPENDENT CHILD _____

COPY AND ATTACH ADDITIONAL PAGES AS NECESSARY

ASSETS OF BUSINESS ASSOCIATIONS

PART 11B

If the requested information is not applicable, indicate that on Page 2 of the Cover Sheet, **and do NOT include this page in the report.**

Describe all assets of each corporation, firm, partnership, limited partnership, limited liability partnership, professional corporation, professional association, joint venture, or other business association in which you, your spouse, or a dependent child held, acquired, or sold 50 percent or more of the outstanding ownership and indicate the category of the amount of the assets. For more information, see FORM PFS--INSTRUCTION GUIDE.

When reporting information about a dependent child's activity, indicate the child about whom you are reporting by providing the number under which the child is listed on the Cover Sheet.

1 BUSINESS ASSOCIATION	NAME AND ADDRESS		
2 BUSINESS TYPE			
3 HELD, ACQUIRED, OR SOLD BY	<input type="checkbox"/> FILER	<input type="checkbox"/> SPOUSE	<input type="checkbox"/> DEPENDENT CHILD _____
4 ASSETS	DESCRIPTION	CATEGORY	
		<input type="radio"/> LESS THAN \$9,320	<input type="radio"/> \$9,320--\$18,629
		<input type="radio"/> \$18,630--\$46,579	<input type="radio"/> \$46,580 OR MORE
		<input type="radio"/> LESS THAN \$9,320	<input type="radio"/> \$9,320--\$18,629
		<input type="radio"/> \$18,630--\$46,579	<input type="radio"/> \$46,580 OR MORE
		<input type="radio"/> LESS THAN \$9,320	<input type="radio"/> \$9,320--\$18,629
		<input type="radio"/> \$18,630--\$46,579	<input type="radio"/> \$46,580 OR MORE
		<input type="radio"/> LESS THAN \$9,320	<input type="radio"/> \$9,320--\$18,629
		<input type="radio"/> \$18,630--\$46,579	<input type="radio"/> \$46,580 OR MORE
		<input type="radio"/> LESS THAN \$9,320	<input type="radio"/> \$9,320--\$18,629
		<input type="radio"/> \$18,630--\$46,579	<input type="radio"/> \$46,580 OR MORE
		<input type="radio"/> LESS THAN \$9,320	<input type="radio"/> \$9,320--\$18,629
		<input type="radio"/> \$18,630--\$46,579	<input type="radio"/> \$46,580 OR MORE

COPY AND ATTACH ADDITIONAL PAGES AS NECESSARY

LIABILITIES OF BUSINESS ASSOCIATIONS

PART 11C

If the requested information is not applicable, indicate that on Page 2 of the Cover Sheet, **and do NOT include this page in the report.**

Describe all liabilities of each corporation, firm, partnership, limited partnership, limited liability partnership, professional corporation, professional association, joint venture, or other business association in which you, your spouse, or a dependent child held, acquired, or sold 50 percent or more of the outstanding ownership and indicate the category of the amount of the liabilities. For more information, see FORM PFS--INSTRUCTION GUIDE.

When reporting information about a dependent child's activity, indicate the child about whom you are reporting by providing the number under which the child is listed on the Cover Sheet.

1 BUSINESS ASSOCIATION	NAME AND ADDRESS		
2 BUSINESS TYPE			
3 HELD, ACQUIRED, OR SOLD BY	<input type="checkbox"/> FILER	<input type="checkbox"/> SPOUSE	<input type="checkbox"/> DEPENDENT CHILD _____
4 LIABILITIES	DESCRIPTION	CATEGORY	
		<input type="radio"/> LESS THAN \$9,320	<input type="radio"/> \$9,320--\$18,629
		<input type="radio"/> \$18,630--\$46,579	<input type="radio"/> \$46,580 OR MORE
		<input type="radio"/> LESS THAN \$9,320	<input type="radio"/> \$9,320--\$18,629
		<input type="radio"/> \$18,630--\$46,579	<input type="radio"/> \$46,580 OR MORE
		<input type="radio"/> LESS THAN \$9,320	<input type="radio"/> \$9,320--\$18,629
		<input type="radio"/> \$18,630--\$46,579	<input type="radio"/> \$46,580 OR MORE
		<input type="radio"/> LESS THAN \$9,320	<input type="radio"/> \$9,320--\$18,629
		<input type="radio"/> \$18,630--\$46,579	<input type="radio"/> \$46,580 OR MORE
		<input type="radio"/> LESS THAN \$9,320	<input type="radio"/> \$9,320--\$18,629
		<input type="radio"/> \$18,630--\$46,579	<input type="radio"/> \$46,580 OR MORE
		<input type="radio"/> LESS THAN \$9,320	<input type="radio"/> \$9,320--\$18,629
		<input type="radio"/> \$18,630--\$46,579	<input type="radio"/> \$46,580 OR MORE

COPY AND ATTACH ADDITIONAL PAGES AS NECESSARY

BOARDS AND EXECUTIVE POSITIONS

PART 12

If the requested information is not applicable, indicate that on Page 2 of the Cover Sheet, **and do NOT include this page in the report.**

List all boards of directors of which you, your spouse, or a dependent child are a member and all executive positions you, your spouse, or a dependent child hold in corporations, firms, partnerships, limited partnerships, limited liability partnerships, professional corporations, professional associations, joint ventures, other business associations, or proprietorships, stating the name of the organization and the position held. For more information, see FORM PFS--INSTRUCTION GUIDE.

When reporting information about a dependent child's activity, indicate the child about whom you are reporting by providing the number under which the child is listed on the Cover Sheet.

¹ ORGANIZATION	
² POSITION HELD	
³ POSITION HELD BY	<input type="checkbox"/> FILER <input type="checkbox"/> SPOUSE <input type="checkbox"/> DEPENDENT CHILD _____
ORGANIZATION	
POSITION HELD	
POSITION HELD BY	<input type="checkbox"/> FILER <input type="checkbox"/> SPOUSE <input type="checkbox"/> DEPENDENT CHILD _____
ORGANIZATION	
POSITION HELD	
POSITION HELD BY	<input type="checkbox"/> FILER <input type="checkbox"/> SPOUSE <input type="checkbox"/> DEPENDENT CHILD _____
ORGANIZATION	
POSITION HELD	
POSITION HELD BY	<input type="checkbox"/> FILER <input type="checkbox"/> SPOUSE <input type="checkbox"/> DEPENDENT CHILD _____
ORGANIZATION	
POSITION HELD	
POSITION HELD BY	<input type="checkbox"/> FILER <input type="checkbox"/> SPOUSE <input type="checkbox"/> DEPENDENT CHILD _____

COPY AND ATTACH ADDITIONAL PAGES AS NECESSARY

EXPENSES ACCEPTED UNDER HONORARIUM EXCEPTION

PART 13

If the requested information is not applicable, indicate that on Page 2 of the Cover Sheet, **and do NOT include this page in the report.**

Identify any person who provided you with necessary transportation, meals, or lodging, as permitted under section 36.07(b) of the Penal Code, in connection with a conference or similar event in which you rendered services, such as addressing an audience or participating in a seminar, that were more than perfunctory. Also provide the amount of the expenditures on transportation, meals, or lodging. You are not required to include items you have already reported as political contributions on a campaign finance report, or expenditures required to be reported by a lobbyist under the lobby law (chapter 305 of the Government Code). For more information, see FORM PFS--INSTRUCTION GUIDE.

¹ PROVIDER	NAME AND ADDRESS
² AMOUNT	
PROVIDER	NAME AND ADDRESS
AMOUNT	
PROVIDER	NAME AND ADDRESS
AMOUNT	
PROVIDER	NAME AND ADDRESS
AMOUNT	

COPY AND ATTACH ADDITIONAL PAGES AS NECESSARY

INTEREST IN BUSINESS IN COMMON WITH LOBBYIST

PART 14

If the requested information is not applicable, indicate that on Page 2 of the Cover Sheet, **and do NOT include this page in the report.**

Identify each corporation, firm, partnership, limited partnership, limited liability partnership, professional corporation, professional association, joint venture, or other business association, other than a publicly-held corporation, in which you, your spouse, or a dependent child, and a person registered as a lobbyist under chapter 305 of the Government Code both have an interest. For more information, see FORM PFS--INSTRUCTION GUIDE.

¹ BUSINESS ENTITY	NAME AND ADDRESS
² INTEREST HELD BY	<input type="checkbox"/> FILER <input type="checkbox"/> SPOUSE <input type="checkbox"/> DEPENDENT CHILD _____
BUSINESS ENTITY	NAME AND ADDRESS
INTEREST HELD BY	<input type="checkbox"/> FILER <input type="checkbox"/> SPOUSE <input type="checkbox"/> DEPENDENT CHILD _____
BUSINESS ENTITY	NAME AND ADDRESS
INTEREST HELD BY	<input type="checkbox"/> FILER <input type="checkbox"/> SPOUSE <input type="checkbox"/> DEPENDENT CHILD _____
BUSINESS ENTITY	NAME AND ADDRESS
INTEREST HELD BY	<input type="checkbox"/> FILER <input type="checkbox"/> SPOUSE <input type="checkbox"/> DEPENDENT CHILD _____
BUSINESS ENTITY	NAME AND ADDRESS
INTEREST HELD BY	<input type="checkbox"/> FILER <input type="checkbox"/> SPOUSE <input type="checkbox"/> DEPENDENT CHILD _____

COPY AND ATTACH ADDITIONAL PAGES AS NECESSARY

FEES RECEIVED FOR SERVICES RENDERED TO A LOBBYIST OR LOBBYIST'S EMPLOYER

PART 15

If the requested information is not applicable, indicate that on Page 2 of the Cover Sheet, **and do NOT include this page in the report.**

Report any fee you received for providing services to or on behalf of a person required to be registered as a lobbyist under chapter 305 of the Government Code, or for providing services to or on behalf of a person you actually know directly compensates or reimburses a person required to be registered as a lobbyist. Report the name of each person or entity for which the services were provided, and indicate the category of the amount of each fee. For more information, see FORM PFS--INSTRUCTION GUIDE.

¹ PERSON OR ENTITY FOR WHOM SERVICES WERE PROVIDED	
² FEE CATEGORY	<input type="radio"/> LESS THAN \$9,320 <input type="radio"/> \$9,320 - \$18,629 <input type="radio"/> \$18,630 - \$46,579 <input type="radio"/> \$46,580 OR MORE

PERSON OR ENTITY FOR WHOM SERVICES WERE PROVIDED	
FEE CATEGORY	<input type="radio"/> LESS THAN \$9,320 <input type="radio"/> \$9,320 - \$18,629 <input type="radio"/> \$18,630 - \$46,579 <input type="radio"/> \$46,580 OR MORE

PERSON OR ENTITY FOR WHOM SERVICES WERE PROVIDED	
FEE CATEGORY	<input type="radio"/> LESS THAN \$9,320 <input type="radio"/> \$9,320 - \$18,629 <input type="radio"/> \$18,630 - \$46,579 <input type="radio"/> \$46,580 OR MORE

PERSON OR ENTITY FOR WHOM SERVICES WERE PROVIDED	
FEE CATEGORY	<input type="radio"/> LESS THAN \$9,320 <input type="radio"/> \$9,320 - \$18,629 <input type="radio"/> \$18,630 - \$46,579 <input type="radio"/> \$46,580 OR MORE

PERSON OR ENTITY FOR WHOM SERVICES WERE PROVIDED	
FEE CATEGORY	<input type="radio"/> LESS THAN \$9,320 <input type="radio"/> \$9,320 - \$18,629 <input type="radio"/> \$18,630 - \$46,579 <input type="radio"/> \$46,580 OR MORE

PERSON OR ENTITY FOR WHOM SERVICES WERE PROVIDED	
FEE CATEGORY	<input type="radio"/> LESS THAN \$9,320 <input type="radio"/> \$9,320 - \$18,629 <input type="radio"/> \$18,630 - \$46,579 <input type="radio"/> \$46,580 OR MORE

COPY AND ATTACH ADDITIONAL PAGES AS NECESSARY

REPRESENTATION BY LEGISLATOR BEFORE STATE AGENCY

PART 16

If the requested information is not applicable, indicate that on Page 2 of the Cover Sheet, **and do NOT include this page in the report.**

This section applies only to members of the Texas Legislature. A member of the Texas Legislature who represents a person for compensation before a state agency in the executive branch must provide the name of the agency, the name of the person represented, and the category of the amount of the fee received for the representation. For more information, see FORM PFS--INSTRUCTION GUIDE.

Note: Beginning September 1, 2003, legislators may not, for compensation, represent another person before a state agency in the executive branch. The prohibition does not apply if: (1) the representation is pursuant to an attorney/client relationship in a criminal law matter; (2) the representation involves the filing of documents that involve only ministerial acts on the part of the agency; or (3) the representation is in regard to a matter for which the legislator was hired before September 1, 2003.

¹ STATE AGENCY	
² PERSON REPRESENTED	
³ FEE CATEGORY	<input type="radio"/> LESS THAN \$9,320 <input type="radio"/> \$9,320 - \$18,629 <input type="radio"/> \$18,630 - \$46,579 <input type="radio"/> \$46,580 OR MORE
STATE AGENCY	
PERSON REPRESENTED	
FEE CATEGORY	<input type="radio"/> LESS THAN \$9,320 <input type="radio"/> \$9,320 - \$18,629 <input type="radio"/> \$18,630 - \$46,579 <input type="radio"/> \$46,580 OR MORE
STATE AGENCY	
PERSON REPRESENTED	
FEE CATEGORY	<input type="radio"/> LESS THAN \$9,320 <input type="radio"/> \$9,320 - \$18,629 <input type="radio"/> \$18,630 - \$46,579 <input type="radio"/> \$46,580 OR MORE
STATE AGENCY	
PERSON REPRESENTED	
FEE CATEGORY	<input type="radio"/> LESS THAN \$9,320 <input type="radio"/> \$9,320 - \$18,629 <input type="radio"/> \$18,630 - \$46,579 <input type="radio"/> \$46,580 OR MORE

COPY AND ATTACH ADDITIONAL PAGES AS NECESSARY

BENEFITS DERIVED FROM FUNCTIONS HONORING PUBLIC SERVANT

PART 17

If the requested information is not applicable, indicate that on Page 2 of the Cover Sheet, **and do NOT include this page in the report.**

Section 36.10 of the Penal Code provides that the gift prohibitions set out in section 36.08 of the Penal Code do not apply to a benefit derived from a function in honor or appreciation of a public servant required to file a statement under chapter 572 of the Government Code or title 15 of the Election Code if the benefit and the source of any benefit over \$50 in value are: 1) reported in the statement and 2) the benefit is used solely to defray expenses that accrue in the performance of duties or activities in connection with the office which are nonreimbursable by the state or a political subdivision. If such a benefit is received and is not reported by the public servant under title 15 of the Election Code, the benefit is reportable here. For more information, see FORM PFS--INSTRUCTION GUIDE.

<p>1 SOURCE OF BENEFIT</p>	<p>NAME AND ADDRESS</p>
<p>2 BENEFIT</p>	
<p>SOURCE OF BENEFIT</p>	<p>NAME AND ADDRESS</p>
<p>BENEFIT</p>	
<p>SOURCE OF BENEFIT</p>	<p>NAME AND ADDRESS</p>
<p>BENEFIT</p>	
<p>SOURCE OF BENEFIT</p>	<p>NAME AND ADDRESS</p>
<p>BENEFIT</p>	

COPY AND ATTACH ADDITIONAL PAGES AS NECESSARY

LEGISLATIVE CONTINUANCES

PART 18

If the requested information is not applicable, indicate that on Page 2 of the Cover Sheet, **and do NOT include this page in the report.**

This section applies only to members of the Texas Legislature. Identify any legislative continuance that you have applied for or obtained under section 30.003 of the Civil Practice and Remedies Code, or under another law or rule that requires or permits a court to grant continuances on the grounds that an attorney for a party is a member or member-elect of the legislature.

1 NAME OF PARTY REPRESENTED	
2 DATE RETAINED	
3 STYLE, CAUSE NUMBER, COURT & JURISDICTION	
4 DATE OF CONTINUANCE APPLICATION	
5 WAS CONTINUANCE GRANTED?	<input type="radio"/> YES <input type="radio"/> NO
NAME OF PARTY REPRESENTED	
DATE RETAINED	
STYLE, CAUSE NUMBER, COURT, & JURISDICTION	
DATE OF CONTINUANCE APPLICATION	
WAS CONTINUANCE GRANTED?	<input type="radio"/> YES <input type="radio"/> NO

COPY AND ATTACH ADDITIONAL PAGES AS NECESSARY

CONTRACTS TO SELL GOODS OR SERVICES TO A GOVERNMENTAL ENTITY OR GOVERNMENTAL ENTITY CONTRACTOR

PART 19

If the requested information is not applicable, indicate that on Page 2 of the Cover Sheet and **DO NOT include this page in the report.**

List the parties to all contracts in the amount of \$2,560 or more if the aggregate of good or services sold under all written contracts exceeds \$10,220 in which you, your spouse, or a dependent child, or any business entity of which you, your spouse, or a dependent child, independently or in conjunction with, has at least 50% ownership. For more information, see FORM PFS - INSTRUCTION GUIDE.

When reporting information about a dependent child's activity, indicate the child about whom you are reporting by providing the number under which the child is listed on the Cover Sheet.

1 FILER PARTIES

FILER SPOUSE DEPENDENT CHILD _____

2 GOVERNMENTAL PARTIES

NAME AND ADDRESS

GOVERNMENTAL ENTITY CONTRACTOR FOR GOVERNMENTAL ENTITY _____

NAME AND ADDRESS

GOVERNMENTAL ENTITY CONTRACTOR FOR GOVERNMENTAL ENTITY _____

NAME AND ADDRESS

GOVERNMENTAL ENTITY CONTRACTOR FOR GOVERNMENTAL ENTITY _____

3 BUSINESS PARTIES

NAME AND ADDRESS

NAME AND ADDRESS

NAME AND ADDRESS

COPY AND ATTACH ADDITIONAL PAGES AS NECESSARY

BOND COUNSEL G9F J 7 9 G DFC J 8 9 8 6 M 5 LEGISLATOR PART 20

If the requested information is not applicable, indicate that on Page 2 of the Cover Sheet and **DO NOT include this page in the report.**

Identify each issuance for which you served as bond counsel. For more information, see FORM PFS - INSTRUCTION GUIDE.

1 ISSUER NAME	
2 ISSUANCE DATE	
3 ISSUANCE AMOUNT	
4 FEES PAID TO FILER <input type="radio"/> YES <input type="radio"/> NO	<input type="radio"/> LESS THAN \$5,FF0 <input type="radio"/> \$5,FF0 - \$F€,GF9 <input type="radio"/> \$10,GG0 - \$2í,í19 <input type="radio"/> \$25,íí0 OR MORE
5 FEES PAID TO FILER'S FIRM	NAME AND ADDRESS OF FIRM
<input type="radio"/> YES <input type="radio"/> NO	<input type="radio"/> LESS THAN \$5,FF0 <input type="radio"/> \$5,FF0 - \$F€,GF9 <input type="radio"/> \$10,GG0 - \$2í,í19 <input type="radio"/> \$25,íí0 OR MORE
ISSUER NAME	
ISSUANCE DATE	
ISSUANCE AMOUNT	
FEES PAID TO FILER <input type="radio"/> YES <input type="radio"/> NO	<input type="radio"/> LESS THAN \$5,FF0 <input type="radio"/> \$5,FF0 - \$F€,GF9 <input type="radio"/> \$10,GG0 - \$2í,í19 <input type="radio"/> \$25,íí0 OR MORE
FEES PAID TO FILER'S FIRM	NAME AND ADDRESS OF FIRM
<input type="radio"/> YES <input type="radio"/> NO	<input type="radio"/> LESS THAN \$5,FF0 <input type="radio"/> \$5,FF0 - \$F€,GF9 <input type="radio"/> \$10,GG0 - \$2í,í19 <input type="radio"/> \$25,íí0 OR MORE
ISSUER NAME	
ISSUANCE DATE	
ISSUANCE AMOUNT	
FEES PAID TO FILER <input type="radio"/> YES <input type="radio"/> NO	<input type="radio"/> LESS THAN \$5,FF0 <input type="radio"/> \$5,FF0 - \$F€,GF9 <input type="radio"/> \$10,GG0 - \$2í,í19 <input type="radio"/> \$25,íí0 OR MORE
FEES PAID TO FILER'S FIRM	NAME AND ADDRESS OF FIRM
<input type="radio"/> YES <input type="radio"/> NO	<div style="text-align: center;">\$9,320 - \$18,629</div> <input type="radio"/> LESS THAN \$5,FF0 <input type="radio"/> \$5,FF0 - \$F€,GF9 <input type="radio"/> \$10,GG0 - \$2í,í19 <input type="radio"/> \$25,íí0 OR MORE

COPY AND ATTACH ADDITIONAL PAGES AS NECESSARY

PERSONAL FINANCIAL STATEMENT AFFIDAVIT

The law requires the personal financial statement to be verified. The verification page must have the signature of the individual required to file the personal financial statement, as well as the signature and stamp or seal of office of a notary public or other person authorized by law to administer oaths and affirmations. Without proper verification, the statement is not considered filed.

I swear, or affirm, under penalty of perjury, that this financial statement covers calendar year ending December 31, 2021, and is true and correct and includes all information required to be reported by me under chapter 572 of the Government Code.

Signature of Filer

Please complete either option below:

(1) Affidavit

NOTARY STAMP / SEAL

Sworn to and subscribed before me by _____ this the _____ day of _____, 20 _____, to certify which, witness my hand and seal of office.

Signature of officer administering oath

Printed name of officer administering oath

Title of officer administering oath

OR

(2) Unsworn Declaration

My name is _____, and my date of birth is _____.

My address is _____, _____, _____, _____, _____.
(street) (city) (state) (zip code) (country)

Executed in _____ County, State of _____, on the _____ day of _____, 20_____.
(month) (year)

Signature of Registrant (Declarant)

CODE OF FAIR CAMPAIGN PRACTICES

FORM CFCP COVER SHEET

Pursuant to chapter 258 of the Election Code, every candidate and political committee is encouraged to subscribe to the Code of Fair Campaign Practices. The Code may be filed with the proper filing authority upon submission of a campaign treasurer appointment form. Candidates or political committees that already have a current campaign treasurer appointment on file as of September 1, 1997, may subscribe to the code at any time.

Subscription to the Code of Fair Campaign Practices is voluntary.

OFFICE USE ONLY

Date Received

Date Hand-delivered or Postmarked

Date Processed

Date Imaged

1 ACCOUNT NUMBER
(Ethics Commission Filers)

2 TYPE OF FILER

CANDIDATE

POLITICAL COMMITTEE

If filing as a candidate, complete boxes 3 - 6, then read and sign page 2.

If filing for a political committee, complete boxes 7 and 8, then read and sign page 2.

3 NAME OF CANDIDATE
(PLEASE TYPE OR PRINT)

TITLE (Dr., Mr., Ms., etc.)

FIRST

MI

NICKNAME

LAST

SUFFIX (SR., JR., III, etc.)

4 TELEPHONE NUMBER OF CANDIDATE
(PLEASE TYPE OR PRINT)

AREA CODE

PHONE NUMBER

EXTENSION

()

5 ADDRESS OF CANDIDATE
(PLEASE TYPE OR PRINT)

STREET / PO BOX;

APT / SUITE #;

CITY;

STATE;

ZIP CODE

6 OFFICE SOUGHT BY CANDIDATE
(PLEASE TYPE OR PRINT)

7 NAME OF COMMITTEE
(PLEASE TYPE OR PRINT)

8 NAME OF CAMPAIGN TREASURER
(PLEASE TYPE OR PRINT)

TITLE (Dr., Mr., Ms., etc.)

FIRST

MI

NICKNAME

LAST

SUFFIX (SR., JR., III, etc.)

GO TO PAGE 2

CODE OF FAIR CAMPAIGN PRACTICES

There are basic principles of decency, honesty, and fair play that every candidate and political committee in this state has a moral obligation to observe and uphold, in order that, after vigorously contested but fairly conducted campaigns, our citizens may exercise their constitutional rights to a free and untrammelled choice and the will of the people may be fully and clearly expressed on the issues.

THEREFORE:

- (1) I will conduct the campaign openly and publicly and limit attacks on my opponent to legitimate challenges to my opponent's record and stated positions on issues.
- (2) I will not use or permit the use of character defamation, whispering campaigns, libel, slander, or scurrilous attacks on any candidate or the candidate's personal or family life.
- (3) I will not use or permit any appeal to negative prejudice based on race, sex, religion, or national origin.
- (4) I will not use campaign material of any sort that misrepresents, distorts, or otherwise falsifies the facts, nor will I use malicious or unfounded accusations that aim at creating or exploiting doubts, without justification, as to the personal integrity or patriotism of my opponent.
- (5) I will not undertake or condone any dishonest or unethical practice that tends to corrupt or undermine our system of free elections or that hampers or prevents the full and free expression of the will of the voters, including any activity aimed at intimidating voters or discouraging them from voting.
- (6) I will defend and uphold the right of every qualified voter to full and equal participation in the electoral process, and will not engage in any activity aimed at intimidating voters or discouraging them from voting.
- (7) I will immediately and publicly repudiate methods and tactics that may come from others that I have pledged not to use or condone. I shall take firm action against any subordinate who violates any provision of this code or the laws governing elections.

I, the undersigned, candidate for election to public office in the State of Texas or campaign treasurer of a political committee, hereby voluntarily endorse, subscribe to, and solemnly pledge myself to conduct the campaign in accordance with the above principles and practices.

Signature

Date

TEXAS ETHICS COMMISSION

CAMPAIGN FINANCE GUIDE FOR CANDIDATES AND OFFICEHOLDERS WHO FILE WITH LOCAL FILING AUTHORITIES



This guide is for candidates for and officeholders in the following positions:

- **county offices;**
- **precinct offices;**
- **single-county district offices;**
- **city offices; and**
- **offices of other political subdivisions such as school districts**

This guide applies to candidates for and officeholders of justice of the peace. This guide does not apply to candidates for and judges of statutory county courts, statutory probate courts, or district courts. For those candidates and officeholders, the Ethics Commission makes available a CAMPAIGN FINANCE GUIDE FOR JUDICIAL CANDIDATES AND OFFICEHOLDERS.

The Ethics Commission also makes available a CAMPAIGN FINANCE GUIDE FOR CANDIDATES AND OFFICEHOLDERS WHO FILE WITH THE ETHICS COMMISSION, a CAMPAIGN FINANCE GUIDE FOR POLITICAL COMMITTEES, and a CAMPAIGN FINANCE GUIDE FOR POLITICAL PARTIES.

Revised January 1, 2021

Texas Ethics Commission, P.O. Box 12070, Austin, Texas 78711

www.ethics.state.tx.us

(512) 463-5800 • TDD (800) 735-2989

Promoting Public Confidence in Government

**CAMPAIGN FINANCE GUIDE FOR CANDIDATES
AND OFFICEHOLDERS WHO FILE WITH
LOCAL FILING AUTHORITIES**

TABLE OF CONTENTS

INTRODUCTION.....	1
IMPORTANT UPDATES	1
OFFICEHOLDERS	1
JUDICIAL CANDIDATES AND OFFICEHOLDERS	1
FEDERAL OFFICES.....	2
FILING AUTHORITIES	2
POLITICAL COMMITTEES (PACS)	3
FINANCIAL DISCLOSURE STATEMENTS	3
FEDERAL INCOME TAX.....	3
TEXAS ETHICS COMMISSION	3
APPOINTING A CAMPAIGN TREASURER	3
NO CAMPAIGN CONTRIBUTIONS OR EXPENDITURES WITHOUT TREASURER	
APPOINTMENT ON FILE	4
APPOINTING TREASURER TRIGGERS REPORTING DUTIES	4
QUALIFICATIONS OF CAMPAIGN TREASURER	4
DUTIES OF CAMPAIGN TREASURER	5
EFFECTIVE DATE OF APPOINTMENT	5
CODE OF FAIR CAMPAIGN PRACTICES.....	5
APPOINTMENT BY OFFICEHOLDER.....	5
FILING FOR A PLACE ON THE BALLOT.....	5
CHANGING TREASURERS.....	5
TRANSFERRING TO A DIFFERENT FILING AUTHORITY	5
TERMINATING A CAMPAIGN TREASURER APPOINTMENT	6
DECIDING NOT TO RUN	6
THINGS TO REMEMBER	6
POLITICAL CONTRIBUTIONS AND EXPENDITURES	7
CAMPAIGN CONTRIBUTIONS	7
CAMPAIGN EXPENDITURES	7
OFFICEHOLDER CONTRIBUTIONS	8
OFFICEHOLDER EXPENDITURES.....	8
CAMPAIGN EXPENDITURES BY OFFICEHOLDER.....	8
PERMISSIBLE USE OF POLITICAL CONTRIBUTIONS	8
USE OF POLITICAL FUNDS TO RENT OR PURCHASE REAL PROPERTY	8
ACCEPTING CONTRIBUTIONS.....	9
REIMBURSEMENT FOR POLITICAL EXPENDITURES FROM PERSONAL FUNDS	9
SEPARATE ACCOUNT REQUIRED.....	9
RESTRICTIONS INVOLVING LOBBYING	10
INFORMATION REQUIRED ON REPORTS	11
CONTRIBUTIONS	11
PLEDGES	11
LOANS	11
CONTRIBUTIONS OF PERSONAL SERVICES.....	12

**Campaign Finance Guide for Candidates and Officeholders
Who File with Local Filing Authorities**

CONTRIBUTIONS OF PERSONAL TRAVEL.....	12
CONTRIBUTIONS FROM OUT-OF-STATE POLITICAL COMMITTEES	12
EXPENDITURES.....	13
UNPAID INCURRED OBLIGATIONS	13
EXPENDITURES MADE BY CREDIT CARD	13
CAMPAIGN EXPENDITURES FROM PERSONAL FUNDS	13
OFFICEHOLDER EXPENDITURES FROM PERSONAL FUNDS.....	14
DIRECT EXPENDITURES	14
SUPPORTING POLITICAL COMMITTEES	14
PAYMENTS TO A BUSINESS OF THE CANDIDATE OR OFFICEHOLDER	15
INTEREST EARNED AND OTHER CREDITS/GAINS/REFUNDS	15
PURCHASE OF INVESTMENTS.....	15
TOTAL POLITICAL CONTRIBUTIONS MAINTAINED	15
TIME OF ACCEPTING CONTRIBUTION	16
TIME OF MAKING EXPENDITURE.....	16
PREPARING REPORTS.....	16
FORMS	16
SIGNATURE REQUIRED.....	17
FILING DEADLINES	17
PERIODS COVERED BY REPORTS.....	17
DEADLINE ON WEEKEND OR HOLIDAY	17
5 P.M. DEADLINE.....	17
DELIVERY BY MAIL OR OTHER CARRIER.....	17
RETENTION OF RECORDS USED FOR REPORTS.....	17
REPORTS.....	18
SEMIANNUAL REPORTS.....	18
REPORT DUE 8 DAYS BEFORE A RUNOFF ELECTION.....	18
MODIFIED REPORTING.....	19
“15 TH DAY AFTER APPOINTMENT OF CAMPAIGN TREASURER BY AN OFFICEHOLDER” REPORT	19
FINAL REPORT	19
ANNUAL REPORT OF UNEXPENDED CONTRIBUTIONS	19
FINAL DISPOSITION OF UNEXPENDED CONTRIBUTIONS REPORT.....	19
THINGS TO REMEMBER	20
ENDING FILING OBLIGATIONS.....	20
FINAL REPORT	20
ANNUAL REPORT OF UNEXPENDED CONTRIBUTIONS	21
REPORT OF FINAL DISPOSITION OF UNEXPENDED CONTRIBUTIONS	21
THINGS TO REMEMBER	22
PENALTIES FOR REPORTING VIOLATIONS.....	22
CAMPAIGN FINANCE RESTRICTIONS.....	22

INTRODUCTION

This guide is a summary of reporting requirements and other regulations set out in Title 15 of the Texas Election Code (Chs. 251-259) and in the rules adopted by the Texas Ethics Commission. This guide applies to candidates for and officeholders in most local offices in Texas.

This guide does not apply to candidates for or officeholders of statewide elective offices, the State Legislature, seats on the State Board of Education, or multi-county district offices. Nor does it apply to candidates for or judges of statutory county courts, statutory probate courts, or district courts.

IMPORTANT UPDATES

As directed by section 571.064 of the Texas Government Code, the Commission is required to annually adjust certain reporting thresholds upward to the nearest multiple of \$10 in accordance with the percentage increase for the previous year in the Consumer Price Index for Urban Consumers published by the Bureau of Labor Statistics of the United States Department of Labor.

These changes will be made effective January 1st of each calendar year; the affected numbers and corresponding new thresholds are located in 1 T.A.C. §18.31, which can be found here: <https://www.ethics.state.tx.us/rules/>. The higher itemization thresholds will be reflected on the paper forms and in these instructions, as applicable.

Please verify that you are using the correct thresholds and forms that apply to your filing. For example, if you are filing a campaign finance report or lobby activities report that is due in January of 2021, you must use the forms and instructions that are applicable to the period ending December 31, 2020.

OFFICEHOLDERS

Officeholders as well as candidates are subject to regulation under Title 15. An officeholder who has a campaign treasurer appointment on file with a filing authority is a “candidate” for purposes of Title 15 and is subject to all the regulations applicable to candidates. An officeholder who does not have a campaign treasurer appointment on file is subject only to the regulations applicable to officeholders.

Most of the requirements discussed in this guide apply to both candidates (individuals who have a campaign treasurer appointment on file) and to officeholders who do not have a campaign treasurer appointment on file. The guide will indicate whether a particular requirement applies to individuals who have campaign treasurer appointments on file, to officeholders who do not have campaign treasurer appointments on file, or to both.

JUDICIAL CANDIDATES AND OFFICEHOLDERS

Candidates for and officeholders in most judicial offices are subject to various restrictions that do not apply to other candidates and officeholders. Those candidates and officeholders should review the CAMPAIGN FINANCE GUIDE FOR JUDICIAL CANDIDATES AND OFFICEHOLDERS and the POLITICAL ADVERTISING GUIDE which are available on the commission’s website.

Nonjudicial Officeholder Seeking Judicial Office. Pursuant to Op. Tex. Ethics Comm'n No. 465 (2005), a nonjudicial officeholder who becomes a judicial candidate is required to file two campaign finance reports, one reporting nonjudicial activity and the other reporting judicial activity. Alternatively, a nonjudicial officeholder who becomes a judicial candidate may select to file a single report that includes both candidate and officeholder activity if the activity is clearly and properly reported. *See* the CAMPAIGN FINANCE GUIDE FOR JUDICIAL CANDIDATES AND OFFICEHOLDERS for more information.

FEDERAL OFFICES

This guide does not apply to candidates for federal offices. Candidates for federal offices should contact the Federal Election Commission. The FEC's toll-free number is (800) 424-9530.

FILING AUTHORITIES

Title 15 requires candidates and officeholders to file various documents and reports with the appropriate filing authority.

The filing authority for a local candidate or officeholder depends on the nature of the office sought or held.

County Clerk. The county clerk (or the county elections administrator if the county has an elections administrator, or tax assessor-collector if the county's commissioners court has transferred the filing authority function to the tax assessor-collector and the county clerk and tax assessor-collector have agreed to the transfer) is the appropriate filing authority for a candidate for:

- a county office;
- a precinct office;
- a district office (except for multi-county district offices); and
- an office of a political subdivision other than a county if the political subdivision is within the boundaries of a single county and if the governing body of the political subdivision has not been formed.

Other local filing authority. If a candidate is seeking an office of a political subdivision other than a county, the appropriate filing authority is the *clerk or secretary of the governing body* of the political subdivision. If the political subdivision has no clerk or secretary, the appropriate filing authority is the governing body's presiding officer.

Texas Ethics Commission. The Texas Ethics Commission is the appropriate filing authority for candidates for:

- Multi-county district offices. (Reminder: This guide does not apply to multi-county district offices.)

- An office of a political subdivision other than a county if the political subdivision includes areas in more than one county and if the governing body of the political subdivision has not been formed.

POLITICAL COMMITTEES (PACS)

Often a candidate or officeholder chooses to establish a specific-purpose political committee. A political committee is subject to *separate* filing requirements. Establishing a specific-purpose political committee does not relieve a candidate or officeholder of the obligation to file as an individual. For more information about political committees, see the Ethics Commission's CAMPAIGN FINANCE GUIDE FOR POLITICAL COMMITTEES.

FINANCIAL DISCLOSURE STATEMENTS

Some local candidates and officeholders are required to file an annual personal financial statement in accordance with Government Code Chapter 572 or Local Government Code Chapter 159. This statement is not a campaign finance document, and is not addressed in this guide.

FEDERAL INCOME TAX

This pamphlet does not address the federal tax implications of campaign finance. Questions regarding federal tax law should be directed to the Internal Revenue Service.

TEXAS ETHICS COMMISSION

If you have a question about how Title 15 applies to you, you may call the Ethics Commission for assistance or you may request a written advisory opinion.

The Ethics Commission has authority to impose fines for violations of Title 15. If you have evidence that a person has violated Title 15, you may file a sworn complaint with the Ethics Commission.

The Ethics Commission's mailing address is P.O. Box 12070, Austin, Texas 78711. The phone number is (512) 463-5800. The Ethics Commission maintains a website at www.ethics.state.tx.us.

APPOINTING A CAMPAIGN TREASURER

If you plan to run for a public office in Texas (except for a federal office), you must file an APPOINTMENT OF A CAMPAIGN TREASURER BY A CANDIDATE (FORM CTA) with the proper filing authority before you become a candidate, even if you do not intend to accept campaign contributions or make campaign expenditures. A "candidate" is a person who knowingly and willingly takes affirmative action for the purpose of gaining nomination or election to public office or for the purpose of satisfying financial obligations incurred by the person in connection with the campaign for nomination or election. Examples of affirmative action include:

- (A) the filing of a campaign treasurer appointment, except that the filing does not constitute candidacy or an announcement of candidacy for purposes of the

automatic resignation provisions of Article XVI, Section 65, or Article XI, Section 11, of the Texas Constitution;

- (B) the filing of an application for a place on the ballot;
- (C) the filing of an application for nomination by convention;
- (D) the filing of a declaration of intent to become an independent candidate or a declaration of write-in candidacy;
- (E) the making of a public announcement of a definite intent to run for public office in a particular election, regardless of whether the specific office is mentioned in the announcement;
- (F) before a public announcement of intent, the making of a statement of definite intent to run for public office and the soliciting of support by letter or other mode of communication;
- (G) the soliciting or accepting of a campaign contribution or the making of a campaign expenditure; and
- (H) the seeking of the nomination of an executive committee of a political party to fill a vacancy.

NO CAMPAIGN CONTRIBUTIONS OR EXPENDITURES WITHOUT TREASURER APPOINTMENT ON FILE

Additionally, the law provides that you must file a campaign treasurer appointment form with the proper filing authority before you may accept a campaign contribution or make or authorize a campaign expenditure, including an expenditure from your personal funds. A filing fee paid to a filing authority to qualify for a place on a ballot is a campaign expenditure that may not be made before filing a campaign treasurer appointment form with the proper filing authority.

APPOINTING TREASURER TRIGGERS REPORTING DUTIES

After a candidate has filed a form appointing a campaign treasurer, the candidate is responsible for filing periodic reports of contributions and expenditures. Filing reports is the responsibility of the candidate, not the campaign treasurer. Even if a candidate loses an election, he or she must continue filing reports until he or she files a final report. *See* “Ending Filing Obligations” in this guide. (An officeholder who files a final report, and thereby terminates his or her campaign treasurer appointment, may still be required to file semiannual reports of contributions and expenditures as an officeholder.)

QUALIFICATIONS OF CAMPAIGN TREASURER

A person is ineligible for appointment as a campaign treasurer if the person is the campaign treasurer of a political committee that has outstanding filing obligations (including outstanding penalties). This prohibition does not apply if the committee in connection with which the ineligibility arose has not accepted more than \$5,000 in political contributions or made more than \$5,000 in political expenditures in any semiannual reporting period. A person who violates

this prohibition is liable for a civil penalty not to exceed three times the amount of political contributions accepted or political expenditures made in violation of this provision.

DUTIES OF CAMPAIGN TREASURER

A candidate's campaign treasurer has no legal duties. (**Note:** The campaign treasurer of a *political committee* is legally responsible for filing reports.)

EFFECTIVE DATE OF APPOINTMENT

A campaign treasurer appointment is effective when filed. A hand-delivered appointment takes effect on the date of delivery. A mailed appointment takes effect on the date of the postmark.

CODE OF FAIR CAMPAIGN PRACTICES

A filing authority should provide to each individual who files a campaign treasurer appointment a form containing a Code of Fair Campaign Practices. A candidate may pledge to conduct his or her campaign in accordance with the principles and practices set out in the Code by signing the form and filing it with the appropriate filing authority.

APPOINTMENT BY OFFICEHOLDER

If an officeholder files an appointment of campaign treasurer after a period in which he or she did not have a campaign treasurer appointment on file, the officeholder may have to file a report of contributions and expenditures no later than 15 days after filing the appointment of campaign treasurer. See "15th Day After Appointment of Campaign Treasurer by Officeholder" in this guide. An officeholder who *changes* a campaign treasurer is not required to file this report.

Note: An officeholder who has a campaign treasurer appointment on file is a candidate for purposes of Title 15.

FILING FOR A PLACE ON THE BALLOT

Filing a campaign treasurer appointment and filing for a place on the ballot are two completely separate actions. The Secretary of State can provide information about filing for a place on the ballot. Call the Secretary of State at (512) 463-5650 or toll-free at (800) 252-8683.

CHANGING TREASURERS

A candidate may change campaign treasurers at any time by filing an amended appointment of campaign treasurer (FORM ACTA). Filing an appointment of a new treasurer automatically terminates the appointment of the old treasurer.

TRANSFERRING TO A DIFFERENT FILING AUTHORITY

If a candidate has a campaign treasurer appointment on file with one filing authority and wishes to accept campaign contributions or make campaign expenditures in connection with a candidacy for an office that would require reporting to a different filing authority, the candidate must file a new campaign treasurer appointment and a copy of the old campaign treasurer appointment (certified by original authority) with the second filing authority. The candidate should also

provide written notice to the original filing authority that future reports will be filed with another authority. In general, funds accepted in connection with one office may be used in connection with a campaign for a different office, as long as neither of the offices is a judicial office.

TERMINATING A CAMPAIGN TREASURER APPOINTMENT

A candidate may terminate a campaign treasurer appointment by filing an amended appointment of campaign treasurer or by filing a final report.

A campaign treasurer may terminate his or her own appointment by notifying both the candidate and the filing authority in writing. The termination is effective on the date the candidate receives the notice or on the date the filing authority receives the notice, whichever is later.

DECIDING NOT TO RUN

A campaign treasurer appointment does not simply expire. An individual who has a campaign treasurer appointment on file must file reports of contributions and expenditures until he or she files a final report with the filing authority. *See* “Ending Filing Obligations” in this guide.

THINGS TO REMEMBER

- If you plan to run for a public office in Texas (except for a federal office), you must file an APPOINTMENT OF A CAMPAIGN TREASURER BY A CANDIDATE (FORM CTA) with the proper filing authority before you become a candidate, even if you do not intend to accept campaign contributions or make campaign expenditures.
- A person may not accept a campaign contribution or make a campaign expenditure unless the person has a campaign treasurer appointment on file with the proper filing authority.
- Once a person files a form appointing a campaign treasurer, the person is a candidate for disclosure filing purposes and is responsible for filing periodic reports of contributions and expenditures with the proper filing authority until the person files a “final report.”
- The candidate, not the campaign treasurer, is responsible for filing periodic reports of contributions and expenditures.
- Filing a campaign treasurer appointment does not automatically “sign you up” for a place on the ballot. The Secretary of State can provide information about getting on the ballot. Call (512) 463-5650 or (800) 252-8683.

POLITICAL CONTRIBUTIONS AND EXPENDITURES

Title 15 regulates political contributions and political expenditures. There are two types of political contributions: campaign contributions and officeholder contributions. Similarly, there are two kinds of political expenditures: campaign expenditures and officeholder expenditures.

CAMPAIGN CONTRIBUTIONS

A person makes a campaign contribution to a candidate if the person provides or promises something of value with the intent that it be used in connection with a campaign. A contribution of goods or services is an “in-kind” campaign contribution. A loan is considered to be a contribution unless it is from an incorporated financial institution that has been in business for more than a year. Candidates must report all loans made for campaign purposes, including loans that are not “contributions.”

- Donations to a candidate at a fund-raiser are campaign contributions.
- The provision of office space to a candidate is an “in-kind” campaign contribution.
- A promise to give a candidate money is a campaign contribution.
- An item donated to be auctioned at a fund-raiser is an “in-kind” campaign contribution. The purchase of the item at the auction is also a contribution.
- A campaign volunteer is making a contribution in the form of personal services. (Contributions of personal services are sometimes not required to be reported. See “Contributions of Personal Services” in this guide.)

Note: An individual may not accept a campaign contribution without an appointment of campaign treasurer on file with the proper filing authority.

CAMPAIGN EXPENDITURES

A campaign expenditure is a payment or an agreement to make a payment in connection with a campaign for an elective office.

- Paying a filing fee in connection with an application for a place on a ballot is a campaign expenditure.
- Purchasing stationery for fund-raising letters is a campaign expenditure.
- Renting a field to hold a campaign rally is a campaign expenditure.
- Paying people to put up yard signs in connection with an election is a campaign expenditure.

Note: An individual may not make a campaign expenditure unless he or she has a campaign treasurer appointment on file with the proper filing authority.

OFFICEHOLDER CONTRIBUTIONS

The provision of or a promise to provide goods or services to an officeholder that is intended to defray expenses in connection with an officeholder's duties or activities is an officeholder contribution if the expenses are not reimbursable with public money. A contribution of goods or services is an "in-kind" officeholder contribution.

A loan from an incorporated financial institution that has been in business for more than a year is not considered a contribution, but an officeholder must report any such loans made for officeholder purposes.

An officeholder is not required to have a campaign treasurer appointment on file to accept officeholder contributions. An officeholder who does not have a campaign treasurer on file may not accept *campaign* contributions.

OFFICEHOLDER EXPENDITURES

A payment or agreement to pay certain expenses in connection with an officeholder's duties or activities is an officeholder expenditure if the expenses are not reimbursable with public money.

An officeholder is not required to have a campaign treasurer appointment on file to make officeholder expenditures. An officeholder who does not have a campaign treasurer on file may not make *campaign* expenditures.

CAMPAIGN EXPENDITURES BY OFFICEHOLDER

An officeholder who has a campaign treasurer appointment on file may accept both campaign contributions and officeholder contributions and make both campaign expenditures and officeholder expenditures. On a report, there is no need for an officeholder who is a candidate to distinguish between campaign contributions and officeholder contributions or between campaign expenditures and officeholder expenditures. Both campaign contributions and officeholder contributions are reported as "political contributions" and both campaign expenditures and officeholder expenditures are reported as "political expenditures."

An officeholder who does not have a campaign treasurer on file may accept officeholder contributions and make officeholder expenditures but may not accept campaign contributions or make campaign expenditures.

PERMISSIBLE USE OF POLITICAL CONTRIBUTIONS

An officeholder may use officeholder contributions for campaign purposes if the officeholder has an appointment of campaign treasurer on file. Candidates and officeholders may not convert political contributions to personal use. See "Campaign Finance Restrictions" in this guide.

USE OF POLITICAL FUNDS TO RENT OR PURCHASE REAL PROPERTY

A candidate or officeholder is prohibited from using political funds to purchase real property or

to pay the interest on or principal of a note for the purchase of real property.

A candidate or officeholder may not knowingly make or authorize a payment from political funds for the rental or purchase of real property from: (1) a person related to the candidate or officeholder within the second degree of consanguinity or affinity as determined under Chapter 573, Government Code; or (2) a business in which the candidate or officeholder (or a person related to the candidate or officeholder within the second degree of consanguinity or affinity) has a participating interest of more than 10 percent, holds a position on the governing body, or serves as an officer. Tex. Elec. Code § 253.038 (a-1). This restriction applies to a payment made from political funds on or after September 1, 2007, without regard to whether the payment was made under a lease or other agreement entered into before that date.

ACCEPTING CONTRIBUTIONS

A candidate or officeholder must report contributions that he or she has *accepted*. Receipt is different from acceptance. A decision to *accept* a contribution must be made by the end of the reporting period during which the contribution is received.

Failure to make a determination about acceptance or refusal. If a candidate or officeholder fails to make a timely determination to accept or refuse a contribution by the deadline, the contribution is considered to have been accepted.

Returning refused contributions. If a candidate or officeholder receives a political contribution but does not accept it, he or she must return the contribution not later than the 30th day after the end of the reporting period in which the contribution was received. Otherwise, the contribution is considered to have been accepted.

REIMBURSEMENT FOR POLITICAL EXPENDITURES FROM PERSONAL FUNDS

If a candidate or officeholder makes political expenditures from personal funds, he or she may use political contributions to reimburse himself or herself if the expenditures are properly reported either on the reporting schedule for loans or on the reporting schedule for political expenditures from personal funds. In order for a candidate or officeholder to use political contributions to reimburse his or her personal funds, the political expenditure from personal funds must be properly reported on the report covering the period in which the expenditures are made. *A filed report may not be later corrected to indicate an intention to reimburse personal funds from political contributions.*

If a candidate or officeholder deposits personal funds in an account in which political contributions are held as permitted by section 253.0351(c) of the Election Code, the deposited amount must be reported as a loan and reimbursements to the candidate or officeholder may not exceed the amount reported as a loan. See “Campaign Expenditures from Personal Funds” in this guide for additional information.

SEPARATE ACCOUNT REQUIRED

A candidate or officeholder must keep political contributions in one or more accounts that are separate from any other account maintained by the candidate or officeholder. (There is no

requirement to keep campaign contributions in a separate account from officeholder contributions.)

RESTRICTIONS INVOLVING LOBBYING

The 2019 legislature passed House Bill 2677 to amend Chapter 305 of the Government Code and Chapter 253 of the Election Code to enact the following restrictions. Each prohibition begins on September 27, 2019. For the language of the bill, go to <https://capitol.texas.gov/tlodocs/86R/billtext/html/HB02677F.htm>.

Making Political Contributions and Direct Campaign Expenditures. Unless expressly prohibited, a lobbyist may make political contributions and direct campaign expenditures. The campaign finance law, however, generally prohibits corporations and labor organizations from making political contributions. Tex. Elec. Code § 253.094.

Section 253.006 of the Election Code prohibits a person required to register as a lobbyist under Chapter 305 of the Government Code from making political contributions or direct campaign expenditures from certain sources of funds. A person required to register as a lobbyist is prohibited from making or authorizing a political contribution to another candidate, officeholder, or political committee, or making or authorizing a direct campaign expenditure, from political contributions accepted by:

- (1) the lobbyist as a candidate or officeholder;
- (2) a specific-purpose committee that supports the lobbyist as a candidate or assists the lobbyist as an officeholder; or
- (3) a political committee that accepted a political contribution from (1) or (2), described above, during the two years immediately before the contribution or expenditure was made.

Two-Year Lobbying Prohibition After Making a Political Contribution or Direct Campaign Expenditure. Section 253.007 of the Election Code prohibits lobbying by persons who make political contributions or direct campaign expenditures from certain sources of funds. A person who makes a political contribution to another candidate, officeholder, or political committee, or makes a direct campaign expenditure, from political contributions accepted by the person as a candidate or officeholder is prohibited from engaging in activities that require registration as a lobbyist under Chapter 305 of the Government Code for two years thereafter.

However, an exception to this prohibition allows a person who does not receive compensation other than reimbursement for actual expenses to lobby on behalf of a nonprofit organization, a group of low-income individuals, or a group of individuals with disabilities.

Lobby Expenditures from Political Contributions. Section 305.029 of the Government Code prohibits certain lobby expenditures made from political contributions. A lobbyist registered under Chapter 305 of the Government Code, or a person on behalf of the lobbyist and with the lobbyist's consent or ratification, is prohibited from making a reportable lobby expenditure from a political contribution accepted by:

- (1) the lobbyist as a candidate or officeholder;

- (2) a specific-purpose committee that supports the lobbyist as a candidate or assists the lobbyist as an officeholder; or
- (3) a political committee that accepted a political contribution from (1) or (2), described above, during the two years immediately before the lobbyist made or authorized the expenditure.

INFORMATION REQUIRED ON REPORTS

CONTRIBUTIONS

A report must disclose the amount of each contribution or the value and nature of any in-kind contribution, as well as the name and address of the individual or political committee making the contribution, and the date of the contribution. (Detailed information about a contributor is not required to be reported if the contributor contributed \$90 or less during the reporting period. However, all contributions made electronically must be itemized with this information.)

PLEDGES

Promises to transfer money, goods, services, or other things of value are contributions. If a filer accepts such a promise, he or she must report it (along with the information required for other contributions) on the reporting schedule for “pledges.” Once a pledge has been received, it is reported on the appropriate receipts schedule for the reporting period in which the pledge is received. A pledge that is actually received in the same reporting period in which the pledge was accepted shall be reported only on the appropriate receipts schedule.

Note: A pledge is not a contribution unless it has been accepted.

Example 1: In June a supporter promises that he will give Juan Garcia \$1,000 in the last week before the November election. Juan accepts his promise. Juan must report the pledge on his July 15 report. Juan must also report a political contribution when the pledge is actually received. (**Note:** If Juan receives the pledge during the July semiannual reporting period then he does not report the pledge and only reports a political contribution. Also, if he never receives the \$1,000, he does not amend his report to delete the entry for the pledge.)

Example 2: At a party, an acquaintance says to Juan, “I’d like to give you some money; call me at my office.” Juan agrees to call. At this point, Juan has accepted nothing and has nothing to report. Juan has not agreed to accept money; he has merely agreed to call.

LOANS

Loans made for campaign or officeholder purposes are reportable. A filer must report the amount of a loan, the date the loan is made, the interest rate, the maturity date, the type of collateral, and the name and address of the lender. The filer must also report the name, address, principal occupation, and employer of any guarantor and the amount guaranteed by the guarantor. (Detailed information is not required if a particular lender lent \$90 or less during a reporting period.) If a candidate or officeholder deposits personal funds in an account in which political contributions are held as permitted by section 253.0351(c) of the Election Code, the deposited amount must be reported as a loan. *See* “Campaign Expenditures from Personal

Funds” in this guide for additional information.

Note: A loan from an incorporated financial institution that has been in business for more than one year is not a contribution. Other loans are considered to be contributions. This distinction is important because of the prohibition on contributions from banks and certain other financial institutions. See “Campaign Finance Restrictions” in this guide. All loans are reported on the same schedule, regardless of whether they are contributions. Additionally, the forgiveness of a loan is a reportable in-kind contribution. See 1 Tex. Admin. Code § 20.64.

CONTRIBUTIONS OF PERSONAL SERVICES

A political contribution consisting of an individual's personal services is not required to be reported if the individual receives no compensation *from any source* for the services.

CONTRIBUTIONS OF PERSONAL TRAVEL

A political contribution consisting of personal travel expense incurred by an individual is not required to be reported if the individual receives no reimbursement for the expense.

CONTRIBUTIONS FROM OUT-OF-STATE POLITICAL COMMITTEES

There are restrictions on contributions from out-of-state political committees. The fact that a political committee has a mailing address outside of Texas does not mean that the committee is an out-of-state political committee for purposes of these restrictions. A political committee that has a campaign treasurer appointment on file in Texas is not an out-of-state political committee for purposes of these restrictions.

Contributions over \$930 in a reporting period. Before *accepting* more than \$930 in a reporting period from an out-of-state committee, a candidate or officeholder must obtain either (1) a written statement, certified by an officer of the out-of-state political committee, listing the full name and address of each person who contributed more than \$190 to the out-of-state political committee during the 12 months immediately preceding the contribution, *or* (2) a copy of the out-of-state political committee’s statement of organization filed as required by law with the Federal Election Commission and certified by an officer of the out-of-state committee.

This documentation must be included with the report of contributions and expenditures for the period in which the contribution was received.

Contributions of \$930 or less in a reporting period. For a contribution of \$930 or less from an out-of-state committee in a reporting period, there is no requirement to obtain documentation *before accepting* the contribution. But there is a requirement to include certain documentation with the report of the contribution. The report must include *either* (1) a copy of the out-of-state political committee’s statement of organization filed as required by law with the Federal Election Commission and certified by an officer of the out-of-state committee, *or* (2) the committee’s name, address, and phone number; the name of the person appointing the committee’s campaign treasurer; and the name, address, and phone number of the committee’s campaign treasurer.

EXPENDITURES

A filer must report any campaign expenditure (regardless of whether it is made from political contributions or from personal funds) and any political expenditure (campaign or officeholder) from political contributions (regardless of whether the expenditure is a political expenditure). A filer must also report unpaid incurred obligations. *See* “Unpaid Incurred Obligations” in this guide. If the total expenditures to a particular payee do not exceed \$190 during the reporting period, a filer may report those expenditures as part of a lump sum. Otherwise, a filer must report the date of an expenditure, the name and address of the person to whom the expenditure is made, and the purpose of the expenditure.

UNPAID INCURRED OBLIGATIONS

An expenditure that is not paid during the reporting period in which the obligation to pay the expenditure is incurred shall be reported on the Unpaid Incurred Obligations Schedule for the reporting period in which the obligation to pay is incurred.

The use of political contributions to pay an expenditure previously disclosed on an Unpaid Incurred Obligations Schedule shall be reported on the appropriate disbursements schedule for the reporting period in which the payment is made.

The use of personal funds to pay an expenditure previously disclosed on an Unpaid Incurred Obligations Schedule shall be reported on the Political Expenditure Made from Personal Funds Schedule for the reporting period in which the payment is made.

EXPENDITURES MADE BY CREDIT CARD

An expenditure made by a credit card must be reported on the Expenditures Made to Credit Card Schedule for the reporting period in which the expenditure is made. The report must identify the vendor who receives the payment from the credit card company.

The use of political contributions to make a payment to a credit card company must be reported on the appropriate disbursements schedule for the reporting period in which the payment is made and identify the credit card company receiving the payment.

The use of personal funds to make a payment to a credit card company must be reported on the Political Expenditure Made from Personal Funds Schedule for the reporting period in which the payment is made and identify the credit card company receiving the payment.

CAMPAIGN EXPENDITURES FROM PERSONAL FUNDS

A candidate must report all campaign expenditures, whether made from political contributions or from personal funds. In order to use political contributions to reimburse himself or herself for campaign expenditures from personal funds, the candidate must properly report the expenditures either on the reporting schedule for loans or on the reporting schedule for political expenditures from personal funds. If the candidate does not indicate the intention to seek reimbursement on that report, he or she may not later correct the report to permit reimbursement.

If a candidate or officeholder deposits personal funds in an account in which political contributions are held as permitted by section 253.0351(c) of the Election Code, the deposited

amount must be reported as a loan on Schedule E. Political expenditures made from that loan, and any subsequent expenditures to reimburse the candidate or officeholder, must be reported on Schedule F1. The reimbursement may not exceed the amount reported as a loan. Any unexpended funds from such a loan are required to be included in the total amount of political contributions maintained as of the last day of the reporting period. Note: Personal funds deposited in an account in which political contributions are held are subject to the personal use restrictions.

OFFICEHOLDER EXPENDITURES FROM PERSONAL FUNDS

An officeholder is not required to report *officeholder expenditures* made from personal funds unless he or she intends to be reimbursed from political contributions. This rule applies regardless of whether an officeholder has an appointment of campaign treasurer on file.

In order for an officeholder to use political contributions to reimburse an officeholder expenditure from personal funds, the officeholder must properly report the expenditures either on the reporting schedule for loans or on the reporting schedule for political expenditures from personal funds. If the officeholder does not indicate the intention to seek reimbursement, he or she may not later correct the report to permit reimbursement.

If a candidate or officeholder deposits personal funds in an account in which political contributions are held as permitted by section 253.0351(c) of the Election Code, the deposited amount must be reported as a loan on Schedule E. Political expenditures made from that loan, and any subsequent expenditures to reimburse the candidate or officeholder, must be reported on Schedule F1. The reimbursement may not exceed the amount reported as a loan. Any unexpended funds from such a loan are required to be included in the total amount of political contributions maintained as of the last day of the reporting period. Note: Personal funds deposited in an account in which political contributions are held are subject to the personal use restrictions.

DIRECT EXPENDITURES

A direct campaign expenditure is “a campaign expenditure that does not constitute a campaign contribution by the person making the expenditure.” As a practical matter, a direct campaign expenditure is an expenditure to support a candidate incurred without the candidate’s prior consent or approval.

If a candidate or officeholder makes a direct campaign expenditure to support *another* candidate or officeholder, the expenditure must be included on the reporting schedule for political expenditures, and the report must indicate that the expenditure was a direct campaign expenditure.

SUPPORTING POLITICAL COMMITTEES

A political committee that accepts political contributions or makes political contributions on behalf of a candidate or officeholder is required to give the candidate or officeholder notice of that fact. The candidate or officeholder must report the receipt of such a notice on the report covering the period in which he or she receives the notice.

PAYMENTS TO A BUSINESS OF THE CANDIDATE OR OFFICEHOLDER

A candidate or officeholder is required to report payments from political funds to a business in which the candidate or officeholder has a participating interest of more than 10 percent; a position on the governing body of the business; *or* a position as an officer of a business.

A candidate or officeholder may not make a payment to such a business if the payment is for personal services rendered by the candidate or officeholder or by the spouse or dependent child of the candidate or officeholder. (Nor may a candidate or officeholder use political contributions to pay directly for such personal services.) Other payments to such a business are permissible only if the payment does not exceed the amount necessary to reimburse the business for actual expenditures made by the business. *See generally* Op. Tex. Ethics Comm'n No. 35 (1992).

A candidate or officeholder may not make or authorize a payment from political funds for the rental or purchase of real property from such a business. *See* "Use of Political Funds to Rent or Purchase Real Property" in this guide.

INTEREST EARNED AND OTHER CREDITS/GAINS/REFUNDS

A candidate or officeholder is required to disclose information regarding the following types of activity from political contributions:

- any credit, interest, rebate, refund, reimbursement, or return of a deposit fee resulting from the use of a political contribution or an asset purchased with a political contribution, the amount of which exceeds \$120;
- any proceeds of the sale of an asset purchased with a political contribution, the amount of which exceeds \$120; and
- any other gain from a political contribution, the amount of which exceeds \$120.

A candidate or officeholder must use Schedule K to report such information. Although you are not required to do so, you may also report any credit/gain/refund or interest that does not exceed \$120 in the period on this schedule. (Previously, this was an optional schedule because a candidate or officeholder was not required to report this information.) A candidate or officeholder may not use interest and other income from political contributions for personal purposes. Political expenditures made from such income must be reported on the expenditures schedule.

PURCHASE OF INVESTMENTS

A candidate or officeholder must report any investment purchased with a political contribution, the amount of which exceeds \$120. This information must be disclosed on Schedule F3 of the campaign finance report.

TOTAL POLITICAL CONTRIBUTIONS MAINTAINED

The law requires you to disclose the total amount of political contributions accepted, including interest or other income on those contributions, maintained in one or more accounts in which

political contributions are deposited as of the last day of the reporting period. The “total amount of political contributions maintained” includes: the total amount of political contributions maintained in one or more accounts, including the balance on deposit in banks, savings and loan institutions and other depository institutions; the present value of any investments that can be readily converted to cash, such as certificates of deposit, money market accounts, stocks, bonds, treasury bills, etc.; and the balance of political contributions accepted and held in any online fundraising account over which the filer can exercise control by making a withdrawal, expenditure, or transfer. 1 Tex. Admin. Code § 20.50.

The total amount of political contributions maintained does NOT include personal funds that the filer intends to use for political expenditures, *unless* the personal funds have been disclosed as a loan to your campaign and deposited into an account in which political contributions are held as permitted by section 253.0351(c) of the Election Code. Any unexpended funds from such a loan are required to be included in the total amount of political contributions maintained as of the last day of the reporting period. Note: Personal funds deposited in an account in which political contributions are held are subject to the personal use restrictions.

TIME OF ACCEPTING CONTRIBUTION

A filer must report the date he or she *accepts* a political contribution. The date of receipt may be different from the date of acceptance. *See* “Accepting Contributions” in this guide.

TIME OF MAKING EXPENDITURE

For reporting purposes, an expenditure is made when the amount of the expenditure is readily determinable. An expenditure that is not paid during the reporting period in which the obligation to pay is incurred must be reported on the reporting schedule for “Unpaid Incurred Obligations,” and then reported again on the appropriate expenditure schedule when payment is actually made. If a filer cannot determine the amount of an expenditure until a periodic bill, the date of the expenditure is the date the bill is received.

Credit Card Expenditures. For purposes of 30 day and 8 day pre-election reports, the date of an expenditure made by a credit card is the date of the purchase, not the date of the credit card bill. For purposes of other reports, the date of an expenditure made by a credit card is the date of receipt of the credit card statement that includes the expenditure. For additional information regarding how to report expenditures made by credit card, *see* “Expenditures Made by Credit Card” in this guide.

PREPARING REPORTS

FORMS

Reporting forms are available at <http://www.ethics.state.tx.us>. An individual who is both a candidate and an officeholder files one report for each reporting period and is not required to distinguish between campaign activity and officeholder activity.

SIGNATURE REQUIRED

The candidate or officeholder, not the campaign treasurer, must sign reports.

FILING DEADLINES

The next section of this guide explains the types of reports candidates and officeholders are required to file. Annual filing schedules are available at <http://www.ethics.state.tx.us>.

Note: Deadlines for filing reports for special elections or runoff elections will not be listed on the filing schedule. Call the Ethics Commission for specific information in these cases.

PERIODS COVERED BY REPORTS

Each report covers activity during a specific time period. Generally, a report begins where the last report ended. For a candidate's first report, the beginning date will be the date the campaign treasurer appointment was filed. For an officeholder who is appointed to an elective office and who did not have a campaign treasurer appointment on file at the time of the appointment, the beginning date for the first report will be the date the officeholder took office. Generally, there should not be gaps between the periods covered or overlapping time periods. See "Reports" below for information about filing deadlines and periods covered by reports.

DEADLINE ON WEEKEND OR HOLIDAY

If the due date for a report falls on a Saturday, Sunday, or legal holiday, the report is due on the next regular business day.

5 P.M. DEADLINE

The deadline for filing a report is 5 p.m. on the due date.

DELIVERY BY MAIL OR OTHER CARRIER

For most reporting deadlines, a document is considered timely filed if it is properly addressed with postage or handling charges prepaid and bears a postmark or receipt mark of a common or contract carrier indicating a time on or before the deadline.

Pre-Election Reports. A report due 30 days before an election and a report due 8 days before an election must be *received* by the appropriate filing authority no later than the report due date to be considered filed on time.

RETENTION OF RECORDS USED FOR REPORTS

A filer must keep records of all information used to prepare a report of contributions and expenditures, including, for example, receipts or ledgers of contributions and expenditures. A filer must maintain the records for two years after the deadline for the report.

REPORTS

SEMIANNUAL REPORTS

Generally, candidates and officeholders are required to file reports of contributions and expenditures by January 15 and July 15 of each year. The reports filed on these dates are known as semiannual reports. These reports must be filed even if there is no activity to report for the period covered.

However, there is an exception to this requirement for officeholders who file with a local filing authority, do not have a campaign treasurer appointment on file, and do not accept more than \$930 in officeholder contributions or make more than \$930 in officeholder expenditures during the period covered by the report.

REPORTS DUE 30 DAYS AND 8 DAYS BEFORE AN ELECTION

An *opposed* candidate in an upcoming election must file reports of contributions and expenditures 30 days and 8 days before the election. Each of these pre-election reports must be *received* by the appropriate filing authority no later than the report due date. (A person who has elected modified reporting and who remains eligible for modified reporting is not required to file these reports. See “Modified Reporting” in this guide.)

An opposed candidate is a candidate who has an opponent whose name is printed on the ballot. If a candidate’s only opposition is a write-in candidate, that candidate is considered unopposed for filing purposes. (**Note:** A write-in candidate who accepts political contributions or makes political expenditures is subject to the reporting requirements discussed in this guide.)

The report that is due 30 days before the election covers the period that begins on the first day after the period covered by the last required report and ends the 40th day before the election. If this is a filer’s first required report, the period covered by the report begins on the day the filer filed a campaign treasurer appointment.

The report that is due 8 days before the election covers the period that begins on the first day after the period covered by the last required report and ends on the 10th day before the election.

REPORT DUE 8 DAYS BEFORE A RUNOFF ELECTION

A candidate in a runoff must file a report 8 days before the runoff election. A runoff report must be *received* by the appropriate filing authority no later than the report due date. (A candidate who has elected modified reporting and who remains eligible for modified reporting is not required to file this report. See “Modified Reporting” below.)

This report covers a period that begins either the first day after the period covered by the last required report or the day the filer filed a campaign treasurer appointment (if this is the filer’s first report of contributions and expenditures). The period covered by the runoff report ends the 10th day before the runoff election.

MODIFIED REPORTING

On the campaign treasurer appointment form, there is an option to choose modified reporting for the next election cycle. Modified reporting excuses an opposed candidate from filing reports 30 days and 8 days before an election and 8 days before a runoff. An opposed candidate is eligible for modified reporting only if the candidate does not intend to exceed either \$930 in contributions or \$930 in expenditures (excluding filing fees) in connection with an election.

If an opposed candidate selects modified reporting but exceeds a threshold before the 30th day before the election, the candidate must file reports 30 days and 8 days before the election.

If an opposed candidate selects modified reporting but exceeds the \$930 threshold for contributions or expenditures after the 30th day before the election, the filer must file a report within 48 hours of exceeding the threshold. (The filer must meet this deadline even if it falls on a weekend or a holiday.) At that point, the filer is no longer eligible for modified reporting and must file according to the regular filing schedule.

A selection to file on the modified reporting schedule lasts for an entire election cycle. In other words, the selection is valid for a primary, a primary runoff, and a general election (as long as the candidate does not exceed one of the \$930 thresholds). A candidate must submit an amended campaign treasurer appointment (FORM ACTA) to select modified reporting for a different election cycle.

“15TH DAY AFTER APPOINTMENT OF CAMPAIGN TREASURER BY AN OFFICEHOLDER” REPORT

An officeholder must file a report after filing a campaign treasurer appointment. (A report is not required after a *change* in campaign treasurers.) This report of contributions and expenditures is due no later than 15 days after the campaign treasurer appointment was filed. The report must cover the period that begins the day after the period covered by the last required report. The period ends on the day before the campaign treasurer appointment was filed. (**Note:** A person who is *appointed* to elective office may not have filed any previous reports. In that case, the beginning date for the report due 15 days after the campaign treasurer appointment is the date the officeholder took office.) The report is not required if the officeholder did not accept more than \$930 in contributions or make more than \$930 in expenditures by the end of the reporting period.

FINAL REPORT

See “Ending Filing Obligations” below.

ANNUAL REPORT OF UNEXPENDED CONTRIBUTIONS

See “Ending Filing Obligations” below.

FINAL DISPOSITION OF UNEXPENDED CONTRIBUTIONS REPORT

See “Ending Filing Obligations” below.

THINGS TO REMEMBER

- An officeholder must file semiannual reports for any period during which he or she is an officeholder. (There is an exception to this rule for officeholders who do not have a campaign treasurer appointment on file and who do not accept more than \$930 in political contributions or make more than \$930 in political expenditures during the period covered by the report.)
- An opposed candidate in an election must file reports of contributions and expenditures 30 days and 8 days before the election, unless the candidate has selected (and remains eligible for) modified reporting. An opposed candidate who has not selected modified reporting must also file a report 8 days before a runoff election. A report due 30 days before an election and a report due 8 days before an election must be received by the appropriate filing authority no later than the report due date.
- An unopposed candidate is not required to file reports 30 days before an election or 8 days before an election but is required to file semiannual reports.
- A candidate who selects modified reporting must file semiannual reports.

A filer who selects modified reporting for one election cycle will be required to file on the regular reporting schedule for the next election cycle unless the filer submits an amended campaign treasurer appointment selecting modified reporting for the next election cycle.

ENDING FILING OBLIGATIONS

FINAL REPORT

If a filer expects to accept no further political contributions and to make no further political expenditures and if the filer expects to take no further action to get elected to a public office, the filer may file a final report. Filing a final report terminates a filer's campaign treasurer appointment and relieves the filer from any additional filing obligations *as a candidate*. (Note: A candidate who does not have a campaign treasurer appointment on file may still be required to file a personal financial statement in accordance with Chapter 572 of the Government Code or Chapter 159 of the Local Government Code.) If the filer is an officeholder, the filer will still be subject to the filing requirements applicable to officeholders. A filer who is not an officeholder at the time of filing a final report *and* who has surplus political funds or assets will be required to file annual reports of unexpended contributions and a report of final disposition of unexpended contributions. See "Annual Report of Unexpended Contributions" and "Report of Final Disposition of Unexpended Contributions" below.

A filer who intends to continue accepting contributions to pay campaign debts should *not* terminate his or her campaign treasurer appointment. An individual must have a campaign treasurer appointment on file to accept contributions to offset campaign debts or to pay campaign debts.

Terminating a campaign treasurer appointment does not relieve a filer of responsibility for any delinquent reports or outstanding civil penalties.

ANNUAL REPORT OF UNEXPENDED CONTRIBUTIONS

The following individuals must file annual reports of unexpended contributions:

- a former officeholder who did not have a campaign treasurer appointment on file at the time of leaving office and who retained any of the following after filing his or her last report: political contributions, interest or other income from political contributions, or assets purchased with political contributions or interest or other income from political contributions.
- a former candidate (a person who previously had a campaign treasurer appointment on file) who was not an officeholder at the time of filing a final report and who retained any of the following at the time of filing a final report: political contributions, interest or other income from political contributions, or assets purchased with political contributions.

Annual reports are due not earlier than January 1 and not later than January 15 of each year. An annual report (FORM C/OH-UC) must contain the following information: (1) information about expenditures from or disposition of surplus funds or assets; (2) the amount of interest or other income earned on surplus funds during the previous year; and (3) the total amount of surplus funds and assets at the end of the previous year.

The obligation to file annual reports ends when the former candidate or officeholder files a report of final disposition of unexpended contributions.

REPORT OF FINAL DISPOSITION OF UNEXPENDED CONTRIBUTIONS

A former candidate or former officeholder who has disposed of all surplus funds and assets must file a report of final disposition of unexpended contributions. This report may be filed as soon as all funds have been disposed of.

A former candidate or former officeholder has six years from the date of filing a final report or leaving office (whichever is later) to dispose of surplus funds and assets. The latest possible date for filing a report of unexpended contributions is 30 days after the end of that six-year period.

At the end of the six-year period, a former candidate or officeholder *must* dispose of surplus assets or funds in one of the following ways:

- The former candidate or officeholder may give them to the political party with which he or she was affiliated when last on the ballot;
- The former candidate or officeholder may contribute them to a candidate or a political committee. (This triggers a requirement to file a report of the contribution.);
- The former candidate or officeholder may give them to the comptroller for deposit in the state treasury to be used to finance primary elections;

- The former candidate or officeholder may give them to one or more contributors, but the total returned to any person may not exceed the aggregate amount accepted from that person during the last two years during which the former candidate or officeholder accepted political contributions;
 - The former candidate or officeholder may give them to certain charitable organizations;
or
 - The former candidate or officeholder may give them to a public or private post-secondary educational institution or an institution of higher education as defined by section 61.003(8), Education Code, for the purpose of assisting or creating a scholarship program.
-

THINGS TO REMEMBER

- Anyone who has an appointment of campaign treasurer on file must file periodic reports of campaign contributions and expenditures.
 - An individual who expects no further reportable activity in connection with his or her candidacy, files a final report and thereby terminates his or her campaign treasurer appointment. (Note: A candidate who does not have a campaign treasurer appointment on file may still be required to file a personal financial statement in accordance with Chapter 572 of the Government Code or Chapter 159 of the Local Government Code.)
 - An officeholder may be required to file semiannual reports even if he or she does not have a campaign treasurer appointment on file. A local officeholder who has not accepted more than \$930 in contributions or made more than \$930 in expenditures in a semiannual period since terminating his or her campaign treasurer appointment is not required to file a semiannual report for that period.
-

PENALTIES FOR REPORTING VIOLATIONS

Any citizen may file a criminal complaint with the district attorney, a civil complaint with the Ethics Commission, or a civil action against a candidate or officeholder for violations of Title 15. Any penalty stemming from such complaints would be assessed against *the candidate or officeholder*, not the campaign treasurer.

CAMPAIGN FINANCE RESTRICTIONS

Chapter 253 of the Election Code contains a number of restrictions regarding the acceptance and use of political contributions, including the following:

1. An individual may not accept a campaign contribution or make a campaign expenditure (including a campaign expenditure from personal funds) without a campaign treasurer appointment on file. Tex. Elec. Code § 253.031. An officeholder may accept officeholder contributions and make officeholder

expenditures regardless of whether he or she has a campaign treasurer appointment on file.

2. Political contributions from labor organizations and from most corporations are prohibited. Tex. Elec. Code § 253.091, *et seq.* Partnerships that include one or more corporate partners are subject to the prohibition.
3. Certain documentation must be obtained in order to accept contributions from an out-of-state political committee. Tex. Elec. Code § 253.032. *See* “Contributions from Out-of-State Political Committees” in this guide.
4. Cash contributions of more than \$100 in the aggregate from one contributor in a reporting period are prohibited. (Here “cash” means coins and currency, not checks.) Tex. Elec. Code § 253.033.
5. The use of political contributions to purchase real property is prohibited. There is also a restriction on the use of political funds to rent or purchase real property from a person related to the candidate or officeholder within the second degree of consanguinity or affinity or from a business in which the candidate or officeholder or such a relative has a participating interest of more than 10 percent, holds a position on the governing body, or serves as an officer. Tex. Elec. Code § 253.038.
6. Texas law does not allow anonymous contributions. Also, reports must disclose the actual source of a contribution, not an intermediary. Tex. Elec. Code § 253.001.
7. Personal use of political contributions is prohibited. Tex. Elec. Code § 253.035.
8. A candidate or officeholder may not use political contributions to pay for personal services rendered by the candidate or officeholder or by the spouse, or dependent children of the candidate or officeholder. There are also restrictions of a candidate’s or officeholder’s use of political contributions to make payments to a business in which the candidate or officeholder holds a participating interest of more than 10 percent, a position on the governing body of the business, or a position as an officer of the business. *See* to Op. Tex. Ethics Comm’n No. 35 (1992) (regarding the combined effect of this prohibition and the prohibition on corporate contributions). Tex. Elec. Code § 253.041.

There are restrictions on the use of political contributions to reimburse political expenditures from personal funds. *See* “Reimbursement for Political Expenditures from Personal Funds,” in this guide.

9. A candidate, officeholder, or political committee may not accept political contributions in the Capitol, the Capitol Extension, or a courthouse. “Courthouse” means any building owned by the state, a county, or a municipality, or an office or part of a building leased to the state, a county, or a municipality, in which a justice or judge sits to conduct court proceedings. Tex. Elec. Code § 253.039.
10. A person required to register as a lobbyist is prohibited from making or authorizing a political contribution to another candidate, officeholder, or political committee, or

making or authorizing a direct campaign expenditure, from political contributions accepted by: (1) the lobbyist as a candidate or officeholder; (2) a specific-purpose committee that supports or assists the lobbyist as a candidate or officeholder; or (3) a political committee that accepted a political contribution from (1) or (2), described above, during the two years immediately before the contribution or expenditure was made. Tex. Elec. Code § 253.006.

11. A person who makes a political contribution to another candidate, officeholder, or political committee, or makes a direct campaign expenditure, from political contributions accepted by the person as a candidate or officeholder is prohibited from engaging in activities that require registration as a lobbyist for two years thereafter. This does not apply to a person who does not receive compensation other than reimbursement for actual expenses to lobby on behalf of a nonprofit organization, a group of low-income individuals, or a group of individuals with disabilities. Tex. Elec. Code § 253.007.
12. A registered lobbyist, or a person on behalf of the lobbyist and with the lobbyist's consent or ratification, is prohibited from making a reportable lobby expenditure from a political contribution accepted by: (1) the lobbyist as a candidate or officeholder; (2) a specific-purpose committee that supports or assists the lobbyist as a candidate or officeholder; or (3) a political committee that accepted a political contribution from (1) or (2), described above, during the two years immediately before the lobbyist made or authorized the expenditure. Tex. Gov't Code § 305.029.
13. Federal law generally prohibits the acceptance of contributions from foreign sources. Contact the Federal Election Commission for more detailed information.

TEXAS ETHICS COMMISSION

CANDIDATE/OFFICEHOLDER CAMPAIGN FINANCE REPORT

FORM C/OH – INSTRUCTION GUIDE

(PAPER FILERS ONLY)

To Report Activity Occurring on or after January 1, 2021



Revised January 1, 2021

Texas Ethics Commission, P.O. Box 12070, Austin, Texas 78711

www.ethics.state.tx.us

(512) 463-5800 • TDD (800) 735-2989

Promoting Public Confidence in Government

FORM C/OH – INSTRUCTION GUIDE

TABLE OF CONTENTS

These instructions are for the CANDIDATE/OFFICEHOLDER CAMPAIGN FINANCE REPORT (Form C/OH) and all schedules that are filed with it. FORM C/OH includes a three-page cover sheet and Schedules A1, A2, B, E, F1, F2, F3, F4, G, H, I, K, and T. Candidates or officeholders filing a Final Report should also attach Form C/OH-FR. All filers must submit the cover sheet, but only the schedules on which there is information to report need to be included.

GENERAL INSTRUCTIONS	3
IMPORTANT UPDATES	3
ELECTRONIC FILING.....	3
FILLING OUT THE FORMS	4
TEXAS ETHICS COMMISSION GUIDES	4
PHOTOCOPIES OF FORMS.....	4
FILING DATE.....	4
FORM C/OH: CANDIDATE/OFFICEHOLDER CAMPAIGN FINANCE REPORT.....	5
GENERAL INFORMATION.....	5
COMPLETING THE COVER SHEET	7
PAGE 1	7
PAGE 2	13
PAGE 3	15
SCHEDULE A1: MONETARY POLITICAL CONTRIBUTIONS	17
SCHEDULE A2: NON-MONETARY (IN-KIND) POLITICAL CONTRIBUTIONS	19
SCHEDULE B: PLEDGED CONTRIBUTIONS	21
SCHEDULE E: LOANS.....	24
SCHEDULE F1: POLITICAL EXPENDITURES FROM POLITICAL CONTRIBUTIONS.....	27
SCHEDULE F2: UNPAID INCURRED OBLIGATIONS	30
SCHEDULE F3: PURCHASE OF INVESTMENTS FROM POLITICAL CONTRIBUTIONS	32
SCHEDULE F4: EXPENDITURES MADE BY CREDIT CARD.....	33
SCHEDULE G: POLITICAL EXPENDITURES MADE FROM PERSONAL FUNDS	35
SCHEDULE H: PAYMENT FROM POLITICAL CONTRIBUTIONS TO A BUSINESS OF C/OH.....	37
SCHEDULE I: NON-POLITICAL EXPENDITURES MADE FROM POLITICAL CONTRIBUTIONS	38
SCHEDULE K: INTEREST, CREDITS, GAINS, REFUNDS, AND CONTRIBUTIONS RETURNED TO FILER.....	39
SCHEDULE T: IN-KIND CONTRIBUTIONS OR POLITICAL EXPENDITURES FOR TRAVEL OUTSIDE OF TEXAS.....	40
FORM C/OH-FR: DESIGNATION OF FINAL REPORT	41
GENERAL INFORMATION.....	41
COMPLETING THE FORM.....	42
ADDITIONAL INFORMATION REGARDING EXPENDITURES.....	43
EXAMPLES: REPORTING EXPENDITURES MADE BY CREDIT CARD	43
EXAMPLES: PURPOSE OF EXPENDITURES	46
EXAMPLES: REPORTING EXPENDITURES FROM PERSONAL FUNDS	48
EXAMPLES: REPORTING STAFF REIMBURSEMENT.....	50

GENERAL INSTRUCTIONS

These general instructions apply to all C/OH forms required to be filed under title 15, Texas Election Code, for activity that occurs on or after January 1, 2021. For a report that includes activity occurring before January 1, 2021, you must use the instructions applicable before calendar year 2021, which are available on the Texas Ethics Commission's website at <https://www.ethics.state.tx.us/forms/coh/cohfrm.php>.

IMPORTANT UPDATES

Increased Disclosure Thresholds

On January 1, 2020, the Texas Ethics Commission began adjusting certain reporting thresholds to account for inflation. As directed by section 571.064 of the Texas Election Code, the Commission is required to annually adjust these thresholds upward to the nearest multiple of \$10 in accordance with the percentage increase for the previous year in the Consumer Price Index for Urban Consumers published by the Bureau of Labor Statistics of the United States Department of Labor. Accordingly, one or more thresholds will generally be adjusted each year, depending upon the figures in the index.

These changes will be made effective January 1st of each calendar year; the affected numbers and corresponding new thresholds are located in 1 T.A.C. §18.31, which can be found here: <https://www.ethics.state.tx.us/rules/>. The higher itemization thresholds will be reflected on the paper forms and in these instructions, as applicable.

Please verify that you are using the correct thresholds and forms that apply to your filing. For example, if you are filing a campaign finance report or lobby activities report that is due in January of 2021, you must use the forms and instructions that are applicable to the period ending December 31, 2020.

Contributions Made Electronically Must Be Itemized

Beginning on September 1, 2019, all political contributions that are made electronically and accepted by a filer during the reporting period must be itemized in the filer's campaign finance report. This change is made by House Bill 2586, adopted by the 86th Texas Legislature.

ELECTRONIC FILING

All persons filing campaign finance reports with the Texas Ethics Commission (Commission) are required to file those reports electronically unless the person is eligible to claim an exemption. Please check the Commission's website at <https://www.ethics.state.tx.us> for information about exemptions from the electronic filing requirement.

FILLING OUT THE FORMS

All reports filed on paper must be either handwritten in ink or typewritten. If you complete the report by hand, please print everything other than your signature.

If you are filing with the Commission, and you are eligible to claim an exemption to electronic filing, ***you may use your own computer-generated form*** if it provides for disclosure of all the information required on the Commission's form and it is *substantially identical* in paper size, color, layout, and format. A substitute form that is substantially identical to the Commission's prescribed form must be submitted for pre-approval by the Commission's executive director.

Always file the cover sheet of the campaign finance report form. You need to file only those schedules on which you have information to report.

You must keep an exact copy of each report filed and all records necessary to complete the report for at least two (2) years after the deadline for filing the report.

If you have questions, please call our office at (512) 463-5800.

TEXAS ETHICS COMMISSION GUIDES

The Commission publishes a Campaign Finance Guide for each type of filer. These guides are designed to explain your responsibilities as a filer. The Commission encourages you to read the appropriate guide before you begin accepting political contributions or making or authorizing political expenditures.

PHOTOCOPIES OF FORMS

You may use photocopies of Commission forms. For example, if the space provided on Schedule A1 is insufficient, you may make copies of a blank Schedule A1 form and attach more pages as needed.

FILING DATE

For most reporting deadlines, a document is considered timely filed if it is properly addressed with postage or handling charges prepaid and bears a postmark or receipt mark of a common or contract carrier indicating a time on or before the deadline.

Pre-Election Reports: A report due 30 days before an election and a report due 8 days before an election must be *received* by the appropriate filing authority no later than the report due date.

If you are filing with the Commission, please address your reports and correspondence to the Texas Ethics Commission, P.O. Box 12070, Austin, Texas 78711-2070. For hand-deliveries, the Commission's street address is 201 East 14th Street, Sam Houston Building, 10th Floor, Austin, Texas 78701.

If the due date for a report falls on a Saturday, Sunday, or legal holiday, the report is due on the next regular business day.

FORM C/OH: CANDIDATE/OFFICEHOLDER CAMPAIGN FINANCE REPORT

These instructions are for the CANDIDATE/OFFICEHOLDER CAMPAIGN FINANCE REPORT (Form C/OH). A complete report includes the Form C/OH cover sheet, and any of the following schedules on which there is information to report: A1, A2, B, E, F1, F2, F3, F4, G, H, I, K, and T. A complete Final Report must also include Form C/OH-FR.

Note: Judicial candidates and officeholders must use a different form, Form JC/OH.

GENERAL INFORMATION

Use Form C/OH for filing the following reports:

- Semiannual reports (January 15 and July 15)
- Pre-election reports (30th day before election, 8th day before election)
- Runoff report (8th day before runoff election)
- Exceeded Modified Reporting Limit report
- 15th day after officeholder campaign treasurer appointment
- Final Report

See the instructions for sections 9 and 10 of the Cover Sheet for help in deciding which reports you are required to file.

OFFICEHOLDER ACTIVITY

An officeholder may make officeholder expenditures and accept officeholder contributions without having a campaign treasurer appointment on file. However, an officeholder must have a campaign treasurer appointment on file before the officeholder may make campaign expenditures or accept campaign contributions.

DUTIES OF CANDIDATE OR OFFICEHOLDER

As a candidate or officeholder, you alone, not the campaign treasurer, are responsible for filing this form. Failing to file a report on time or filing an incomplete report may subject you to criminal or civil penalties.

DUTIES OF CAMPAIGN TREASURER

State law does not impose any reporting or record-keeping obligations on a candidate's campaign treasurer.

WHERE TO FILE

This form is filed with the same filing authority with which you were required to file your Campaign Treasurer Appointment (Form CTA). If you are an officeholder who does not have a campaign treasurer appointment on file, file your reports with the same authority with which a candidate for your office must file the campaign treasurer appointment.

FILING A FINAL REPORT

For filing purposes, you are a “candidate” as long as you have an appointment of campaign treasurer on file. If you do not expect to accept any further campaign contributions or to make any further campaign expenditures, you may file a Final Report of contributions and expenditures. A Final Report terminates your appointment of campaign treasurer and relieves you of the obligation of filing further reports *as a candidate*. If you are an officeholder at the time of filing a Final Report, you may be required to file semiannual reports of contributions and expenditures as an officeholder. The only officeholders who are not required to file semiannual reports are officeholders who file locally, who do not have a campaign treasurer appointment on file, *and* who do not exceed \$930 in contributions or expenditures during the reporting period.

If you are not an officeholder at the time of filing a Final Report *and* if you have surplus funds or retain assets purchased with political funds, you will be required to file annual reports of Unexpended Contributions. (*See instructions for Form C/OH-UC.*)

To file a Final Report, you must complete the “C/OH CAMPAIGN FINANCE REPORT” (Form C/OH), check the “final” box in section 9 on the Cover Sheet, and complete and attach the “C/OH REPORT: DESIGNATION OF FINAL REPORT” (Form C/OH- FR).

COMPLETING THE COVER SHEET

Each numbered item in these instructions corresponds to the same numbered item on the form.

PAGE 1

- 1. FILER ID:** If you are filing with the Commission, you were assigned a filer identification number when you filed your initial campaign treasurer appointment. You should have received a letter acknowledging receipt of the form and informing you of your Filer ID. Enter this number wherever you see “FILER ID.” If you do not file with the Commission, you are not required to enter a Filer ID.
- 2. TOTAL PAGES FILED:** After you have completed the form, count the total number of pages of this form and any attached schedules. Enter that number where indicated on the top line of page 1 only. Each side of a two-sided form counts as one page.
- 3. CANDIDATE/OFFICEHOLDER NAME:** Enter your full name, including nicknames and suffixes (e.g., Sr., Jr., III), if applicable.
- 4. CANDIDATE/OFFICEHOLDER MAILING ADDRESS:** Enter your complete mailing address. If your mailing address has changed since you last gave notice of your address, check the “Change of Address” box.
- 5. CANDIDATE/OFFICEHOLDER PHONE:** Enter your phone number including the area code, and your extension, if applicable.

Sections 6 - 8 pertain to a candidate’s campaign treasurer. If you are an officeholder who does not have a campaign treasurer appointment on file, skip these sections.

- 6. CAMPAIGN TREASURER NAME:** Enter the full name of your campaign treasurer, including nicknames and suffixes (e.g., Sr., Jr., III), if applicable.
- 7. CAMPAIGN TREASURER ADDRESS:** Enter the complete address of your campaign treasurer.
- 8. CAMPAIGN TREASURER PHONE:** Enter the phone number of your campaign treasurer including the area code, and the extension, if applicable.
- 9. REPORT TYPE:** Check the box that describes the type of report you are filing, according to the descriptions below. See the instructions for section 10 for the periods covered by each type of report.

January 15 Report: All candidates and most officeholders must file a semiannual report by January 15. The only officeholders who are not required to file this report are officeholders who file locally, who do not have a campaign treasurer appointment on file, *and* who do not exceed \$930 in contributions or expenditures during the reporting period. All candidates and officeholders who file with the Commission must file this report by midnight Central Time on the January 15 report due date. All candidates and officeholders who file locally must file this report by 5 p.m. on the January 15 report due date.

Note: Anyone who has a campaign treasurer appointment (Form CTA) on file must file semiannual reports, even after an election has ended and even if the filer lost the election. To end this semiannual filing requirement, the filer must cease campaign activity and file a Final Report. (See “Final Report” below for more information.)

July 15 Report: All candidates and most officeholders must file a semiannual report by July 15. The only officeholders who are not required to file this report are officeholders who file locally, who do not have a campaign treasurer appointment on file, *and* who do not exceed \$930 in contributions or expenditures during the reporting period.

See “January 15 Report” above for more information on filing requirements and deadlines for semiannual reports.

30th Day Before Election Report: Opposed candidates in an election who did not choose the modified reporting schedule must file this pre-election report. If an opposed candidate chose modified reporting, but then exceeded a threshold before the 30th day before the election, the candidate must file this report.

The report is due no later than 30 days before the election. For all candidates and officeholders who file with the Commission, this report must be received by the Commission no later than midnight Central Time on the report due date. For all candidates and officeholders who file locally, this report must be received by the filing authority no later than 5 p.m. on the report due date.

You are an “opposed” candidate if you have an opponent, including a minor party candidate, whose name is printed on the ballot. If your only opposition is a write-in candidate, you are not considered opposed for filing purposes. If you are a write-in candidate, you are an “opposed” candidate subject to the reporting requirements if you accept political contributions or make political expenditures. Candidates who are unopposed in an election are not required to file pre-election reports for that election.

8th Day Before Election Report: Opposed candidates in an election who did not choose the modified reporting schedule must file this pre-election report. If an opposed candidate chose modified reporting but then exceeded a threshold before the 8th day before the election, the candidate must file this report.

The report is due no later than 8 days before the election. For all candidates and officeholders who file with the Commission, this report must be received by the Commission no later than midnight Central Time on the report due date. For all candidates and officeholders who file locally, this report must be received by the filing authority no later than 5 p.m. on the report due date.

See “30th Day Before Election Report” above for the definition of an opposed candidate.

Runoff Report: Opposed candidates who are participating in a runoff election and who did not choose the modified reporting schedule must file this runoff report. The report is due no later than 8 days before the runoff election. For all candidates and officeholders who file with Commission, this report must be received by the Commission no later than midnight Central Time on the report due date. For all candidates and officeholders who file

locally, this report must be received by the filing authority no later than 5 p.m. on the report due date.

See “30th Day Before Election Report” above for the definition of an opposed candidate.

Exceeded Modified Reporting Limit Report: Candidates who chose to file under the modified reporting schedule but then, after the 30th day before the election, exceeded \$930 in contributions or \$930 in expenditures in connection with the election must file this Exceeded Modified Reporting Limit report within 48 hours after exceeding the \$930 limit. The candidate must meet this deadline even if it falls on a weekend or a holiday.

15th Day After Campaign Treasurer Appointment Report (Officeholders Only): An officeholder must file this report if he or she appoints a campaign treasurer after a period of not having a campaign treasurer appointment (Form CTA) on file. For all officeholders who file with Commission, this report is due no later than midnight Central Time on the 15th day after an officeholder files Form CTA with the Commission. For all officeholders who file locally, this report is due no later than 5 p.m. on the 15th day after an officeholder files Form CTA with the filing authority. It is not required of officeholders who are merely changing their campaign treasurer. It is not required of an officeholder who files locally if the officeholder did not exceed \$930 in either contributions or expenditures during the period covered by the report. Candidates who are not officeholders do not file this report.

Final Report: A person who has a campaign treasurer appointment on file may file this report when he or she does not expect to accept any further campaign contributions or make or authorize any further campaign expenditures. There is not a fixed deadline for this report. This report must have a completed “C/OH REPORT: DESIGNATION OF FINAL REPORT” (Form C/OH-FR) attached.

A candidate must have a CTA on file to accept campaign contributions or make campaign expenditures, including contributions intended to offset campaign debts or expenditures made to pay campaign debts. A candidate who intends to continue campaign activity should not file a Final Report.

A Final Report terminates a candidate’s CTA and relieves the candidate from any additional filing obligations as a candidate. Officeholders who file a Final Report will still be subject to the filing requirements applicable to officeholders. A person who is not an officeholder but who has surplus political funds or assets after filing a Final Report will be required to file annual Unexpended Contribution reports. (See “Form C/OH-FR: Designation of Final Report” for more information.) A candidate or officeholder who does not have a CTA on file may still be required to file a personal financial statement (PFS).

Filing a Final Report does not relieve a candidate of responsibility for any delinquent reports or outstanding civil penalties.

Daily Pre-Election Report of Contributions: A candidate or officeholder who files with the Commission may be required to file daily pre-election reports disclosing contributions during the period beginning the 9th day before an election and ending at 12 noon on the day before the election. This information can be disclosed on Form C/OH-T. For more information, please see the instructions for Form C/OH-T.

Legislative Special Session Report: A candidate or officeholder who files with the Commission and who accepts a political contribution during the period beginning on the date the governor signs the proclamation calling a special legislative session and continuing through the date of final adjournment is required to file a report after a special session of the legislature. This information can be disclosed on Form C/OH-SS. For more information, please see the instructions for Form C/OH-SS.

10. PERIOD COVERED: A reporting period includes the start date and the end date. The *due date* for filing will generally be *after* the end of the period. Generally, a report picks up where the last report left off, and there should be no gaps or overlapping periods. The exceptions are Daily Pre-election reports, which do create overlaps because you are required to report the activity twice.

First Reports: If this is the first report of contributions and expenditures that you have filed, the beginning date will depend on the date your campaign treasurer appointment (Form CTA) was filed or the date you took office.

- If you are a candidate (a person who has filed a Form CTA) and you are filing your first report, the start date will be the date your Form CTA was filed.
- If you are an officeholder who was appointed to an elective office and who did not have a Form CTA on file at the time of the appointment, the start date for your first report will be the date you took office.

January 15th Semiannual Report: The start date is July 1 of the previous year or the day after the last day covered by your last required report, whichever is later. If this is the first report you have filed, please see the “First Reports” section above. The end date is December 31 of the previous year.

July 15th Semiannual Report: The start date is January 1 or the day after the last day covered by your last required report, whichever is later. If this is the first report you have filed, please see the “First Reports” section above. The end date is June 30.

30th Day Before Election Report: The start date is the day after the last day covered by your last required report. If this is the first report you have filed, please see the “First Reports” section above. The end date is the 40th day before the election. This report is not required for unopposed candidates or candidates who are filing under the modified reporting schedule.

8th Day Before Election Report: The start date is the 39th day before the election if you filed a 30th Day Before Election Report. If you did not file the 30th Day Before Election Report, the day after the last day covered by your last required report is the start date. If this is the first report you have filed, please see the “First Reports” section above. The end date is the 10th day before the election. This report is not required for unopposed candidates or candidates who are filing under the modified reporting schedule.

Runoff Report: The start date is the 9th day before the main election if you filed an 8th Day Before Election Report. Otherwise, the start date is the day after the last day covered by your last required report or the day you appointed a campaign treasurer,

whichever is later. The end date is the 10th day before the runoff election. This report is not required for candidates who are filing under the modified reporting schedule.

Exceeded ~ Modified Reporting Limit Report: The start date for the report is either the day you appointed your campaign treasurer or the day after the last day covered by your last required report, whichever is later. The end date is the day you exceeded the \$930 limit for contributions or expenditures.

15th Day After Campaign Treasurer Appointment Report (Officeholders Only): The start date is either the day after the last day covered by your last required report or the day you began serving an appointment to elective office. The end date is the day before the campaign treasurer appointment was filed. This report is due no later than 15 days after the campaign treasurer appointment was filed.

Final Report: The start date is the day after the last day covered by your last required report. The end date is the day the final report is filed.

If you are an officeholder without a campaign treasurer appointment on file, or if you have a campaign treasurer appointment on file but you are not a candidate in an upcoming election and were not a candidate in a recent election, you may skip Section 11.

11. ELECTION: If you are a candidate in an upcoming election or were a candidate in a recently held election, provide the following information concerning the upcoming or recent election.

Election Date: Enter the month, day, and year of the election for which this report is filed, if known.

Candidate in an Upcoming Election: If the political activity in the report primarily pertains to an upcoming election, provide the date of the upcoming election in which you intend to participate as a candidate that most immediately follows the deadline for this report.

Candidate in a Recently Held Election: If the political activity in this report primarily pertains to a recently held election, provide the date of the recently held election in which you participated as a candidate that most immediately precedes the deadline for this report.

Election Type: Check the box next to the type of election that most accurately describes the election for which this report is filed.

Primary: An election held by a political party to select its nominees for office.

Runoff: An election held if no candidate for a particular office receives the vote necessary to be elected in an election requiring a majority vote.

General: An election, other than a primary election, that regularly occurs at fixed dates.

Special: An election that is neither a general election nor a primary election nor a runoff election.

Other: If none of the listed election types apply, check “Other” and provide your own description of the election for which the report is filed.

- 12. OFFICE HELD:** If you are an officeholder, please enter the office you currently hold. Include the district, precinct, or other designation for the office, if applicable.
- 13. OFFICE SOUGHT:** If you are a candidate in an upcoming election, please enter the office you seek. If you were a candidate in a recently held election, but were unsuccessful or are not currently an officeholder, please enter the office you sought during the election that most immediately precedes the deadline for this report. Include the district, precinct, or other designation for the office, if applicable.
- 14. NOTICE FROM POLITICAL COMMITTEE(S):** Complete this section if you received notice from a political committee that it accepted political contributions or made political expenditures on your behalf. You are required to disclose the receipt of such a notice in the report covering the period in which you receive the notice. If you have not received such notice, you may skip this section.

The political committee is required to include in the notice the full name and address of the committee, the full name and address of the committee’s campaign treasurer, and a statement indicating whether the committee is a general-purpose committee or a specific-purpose committee. If the notice also describes the expenditure, do not include the description in this section.

“Additional Pages” box: If you received notice from more than one committee, check this box and attach an additional page listing the names and addresses of the other committees and of their campaign treasurers.

Committee Type:

“General” box: Check this box if the notice is from a general-purpose committee.

“Specific” box: Check this box if the notice is from a specific-purpose committee.

Committee Name: Enter the full name of the committee as reported in the notice.

Committee Address: Enter the address of the committee as reported in the notice.

Committee Campaign Treasurer Name: Enter the name of the committee’s campaign treasurer as reported in the notice.

Committee Campaign Treasurer Address: Enter the address of the committee’s campaign treasurer as reported in the notice.

PAGE 2

15. C/OH (CANDIDATE/OFFICEHOLDER) NAME: Enter your full name.

16. FILER ID: See instructions for section 1.

17. TOTALS: Complete this section only after you have completed all applicable schedules.

Line 1- Total Unitemized Political Contributions: Enter the total of all unitemized contributions (other than pledges, loans, guarantees of loans, or contributions made electronically) of \$90 or less. Do not include any contributions itemized on Schedules A1 or A2 or any contribution made electronically. Enter a “0” if you did not receive any unitemized contributions during the period covered.

On Schedules A1 and A2, you are required to itemize political contributions that totaled more than \$90 from one person and any political contribution that is made electronically. You also may itemize contributions of \$90 or less from one person. Do not include any itemized contributions in the total entered on line 1, regardless of amount.

Line 2- Total Political Contributions: Add the total contributions listed on Schedules A1 and A2 to the amount you entered on line 1. Enter that total on line 2. Enter a “0” if you did not receive any contributions during the period covered.

Line 3- Total Unitemized Political Expenditures: Enter the total of all unitemized political expenditures of \$190 or less. Do not include any expenditures itemized on Schedules F1, F2, F3, F4, G, or H. Enter a “0” if you did not make any unitemized expenditures during the period covered.

On Schedule F1, you were required to itemize political expenditures that totaled more than \$190 to one payee. You also had the option of itemizing expenditures totaling \$190 or less to one payee. Do not include any expenditures itemized on Schedule F1 in the total entered on line 3, regardless of amount.

On Schedule F2, you were required to itemize incurred but not yet paid political expenditures that totaled more than \$190 to one payee. You also had the option of itemizing incurred political expenditures totaling \$190 or less to one payee. Do not include any political or non-political expenditures itemized on Schedule F2 in the total entered on line 3, regardless of amount.

On Schedule F4, you were required to itemize political expenditures made by a credit card that totaled more than \$190 to one payee. You also had the option of itemizing political expenditures totaling \$190 or less to one payee. Do not include any political or non-political expenditures itemized on Schedule F4 in the total entered on line 3, regardless of amount.

On Schedule G, you were required to itemize political expenditures from personal funds if you intend to seek reimbursement from political contributions. Do not include any expenditures itemized on Schedule G in the total entered on line 3, regardless of amount.

On Schedule H, you were required to itemize payments from political contributions made to certain businesses. Do not include any expenditures itemized on Schedule H in the total entered on line 3, regardless of amount.

Line 4- Total Political Expenditures: Add the following:

- (a) the total expenditures itemized on Schedule F1;
- (b) the total political expenditures itemized on Schedule F2;
- (c) the total political expenditures itemized on Schedule F4;
- (d) the total political expenditures itemized on Schedule G;
- (e) the total political expenditures itemized on Schedule H; and
- (f) the amount you entered on line 3.

Enter that total on line 4.

Enter a “0” if you did not make any expenditures during the period covered.

Line 5- Total Political Contributions Maintained: Enter the total amount of political contributions, including interest or other income on those contributions, maintained as of the last day of the reporting period. Enter “0” if you do not maintain political contributions, including interest or other income on those contributions, as of the last day of the reporting period. This is different from the total contributions reported on line 2. Only contributions accepted during the period covered by the report are entered on line 2.

The law requires you to disclose the total amount of political contributions accepted, including interest or other income on those contributions, maintained in one or more accounts in which political contributions are deposited as of the last day of the reporting period.

The “total amount of political contributions maintained” includes the total amount of political contributions maintained in one or more accounts, including the balance on deposit in banks, savings and loan institutions and other depository institutions; the present value of any investments that can be readily converted to cash, such as certificates of deposit, money market accounts, stocks, bonds, treasury bills, etc.; and the balance of political contributions accepted and held in any online fundraising account over which the filer can exercise control by making a withdrawal, expenditure, or transfer.

The total amount of political contributions maintained does *not* include personal funds that the filer intends to use for political expenditures, *unless* the personal funds have been disclosed as a loan to your campaign and deposited into an account in which political contributions are held as permitted by section 253.0351(c) of the Election Code. Any unexpended funds from such a loan are required to be included in the total amount of political contributions maintained as of the last day of the reporting period.

Note: Personal funds deposited in an account in which political contributions are held are subject to the personal use restrictions.

Line 6- Total Principal Amount of All Outstanding Loans: Enter the aggregate outstanding principal amount of all loans accepted for campaign or officeholder purposes as of the last day of the reporting period. Enter a “0” if you did not accept any loans during the period covered and have no outstanding loans as of the last day of the reporting period. This is different from the information reported on Schedule E. This line must include outstanding principal of loans made in this reporting period as well as outstanding principal of loans made previously.

18. SIGNATURE: Complete this section only after you have completed all applicable sections and schedules. You must always sign a report that you file. You must complete this section even if you have no schedules to attach. *Only the candidate or officeholder filing the report may sign the report.*

If you are using the paper form, fill this section out by hand after you finish the rest of this report. You have the option to either: (1) take the completed form to a notary public where you will sign above the first line that says “Signature of Candidate/Officeholder (Declarant)” (an electronic signature is not acceptable) and your signature will be notarized, or (2) sign above both lines that say “Signature of Candidate/Officeholder (Declarant)” (an electronic signature is not acceptable), and fill out the unsworn declaration section.

PAGE 3

19. C/OH (CANDIDATE/OFFICEHOLDER) NAME: Enter your full name.

20. FILER ID: See instructions for section 1.

21. SCHEDULE SUBTOTALS: Complete this section only after you have completed all applicable schedules.

Check the appropriate boxes to indicate which schedules are attached to your report. If a schedule is not included in the report, leave the check box blank.

Line 1- Schedule A1: Add the total amount of contributions itemized on Schedule A1 to the amount of unitemized monetary political contributions accepted during the period covered. Enter that total on line 1. Enter a “0” if you did not accept any contributions during the period covered.

Line 2- Schedule A2: Add the total amount of non-monetary in-kind contributions itemized on Schedule A2 to the amount of unitemized non-monetary in-kind contributions accepted during the period covered. Enter that total on line 2. Enter a “0” if you did not accept any non-monetary in-kind contributions during the period covered.

Line 3- Schedule B: Add the total amount of pledged contributions itemized on Schedule B to the amount of unitemized pledged contributions accepted during the

period covered. Enter that total on line 3. Enter a “0” if you did not accept any pledged contributions during the period covered.

Line 4- Schedule E: Add the total amount of loans itemized on Schedule E to the amount of unitemized loans accepted during the period covered. Enter that total on line 4. Enter a “0” if you did not accept any loans during the period covered.

Line 5- Schedule F1: Add the total amount of political expenditures from political contributions itemized on Schedule F1 to the amount of unitemized political expenditures from political contributions made during the period covered. Enter that total on line 5. Enter a “0” if you did not make any political expenditures from political contributions during the period covered.

Line 6- Schedule F2: Add the total amount of unpaid incurred obligations itemized on Schedule F2 to the amount of unitemized unpaid obligations incurred during the period covered. Enter that total on line 6. Enter a “0” if you did not incur any unpaid obligations during the period covered.

Line 7- Schedule F3: Enter the total amount of investments purchased from political contributions itemized on Schedule F3. Enter a “0” if you did not purchase any investments from political contributions during the period covered.

Line 8- Schedule F4: Add the total amount of expenditures made by a credit card itemized on Schedule F4 to the amount of unitemized expenditures made by a credit card during the period covered. Enter that total on line 8. Enter a “0” if you did not make any expenditures by credit card during the period covered.

Line 9- Schedule G: Add the total amount of political expenditures from personal funds itemized on Schedule G to the amount of unitemized political expenditures from personal funds made during the period covered. Enter that total on line 9. Enter a “0” if you did not make any political expenditures from personal funds during the period covered.

Line 10- Schedule H: Enter the total amount of payments from political contributions to a business of the candidate or officeholder itemized on Schedule H. Enter a “0” if you did not make any payments from political contributions to a business of the candidate or officeholder during the period covered.

Line 11- Schedule I: Enter the total amount of non-political expenditures from political contributions itemized on Schedule I. Enter a “0” if you did not make any non-political expenditures from political contributions during the period covered.

Line 12- Schedule K: Enter the total amount of interests, credits, gains, refunds, and contributions returned to the filer itemized on Schedule K. Enter a “0” if you did not have any such activity during the period covered.

SCHEDULE A1: MONETARY POLITICAL CONTRIBUTIONS

These instructions are for candidates and officeholders using SCHEDULE A1: MONETARY POLITICAL CONTRIBUTIONS.

Use this schedule to disclose information about monetary campaign and officeholder contributions accepted during the reporting period. Do not enter on this schedule information on non-monetary, in-kind contributions, pledges, loans, or guarantees of loans. Once you actually receive pledged money, it must be reported on Schedule A1. (Report non-monetary, in-kind contributions on Schedule A2; report pledges on Schedule B; report loans and guarantees of loans on Schedule E.)

Itemization: You must enter incoming monetary contributions that exceed \$90 from one person, and any monetary contribution made electronically, during a reporting period on this schedule. If you accepted two or more contributions from the same person, the total of which exceeds \$90, enter each contribution separately. Although you are not required to do so, you may also report contributions from one person that do not exceed \$90 in the period on this schedule. If you do not itemize contributions of \$90 and less on this schedule, you must total all such contributions and report them on the Cover Sheet, page 2, section 17, line 1.

Each numbered item in these instructions corresponds to the same numbered item on the form.

- 1. TOTAL PAGES SCHEDULE A1:** After you have completed Schedule A1, count the total number of pages. Each side of a two-sided form counts as one page.
- 2. FILER NAME:** Enter your full name.
- 3. FILER ID:** See instructions for Cover Sheet, page 1, section 1.
- 4. DATE:** Enter the date you *accepted* the contribution. Accepting a contribution is different from receiving a contribution. You accept a contribution when you decide to accept it rather than reject it. This may or may not be the same day that you receive the contribution.
- 5. FULL NAME OF CONTRIBUTOR:** Enter the full name of the contributor. If the contributor is an individual, enter the full first and last name, and suffix (Jr., III, etc.) if applicable. If the contributor is an entity, enter the full name of the entity.

“Out-of-State PAC” box: If the contributor is an out-of-state political committee, check the box. Certain restrictions apply to contributions from out-of-state PACS. The fact that a political committee has a mailing address outside of Texas does not mean that the committee is an out-of-state PAC for purposes of these restrictions. A political committee that has a campaign treasurer appointment on file in Texas is not an out-of-state PAC. A political committee that makes most of its political expenditures outside of Texas may be an out-of-state PAC. A political committee must determine if it is an out-of-state PAC.

If the contributor is an out-of-state political committee from which you accepted more than \$930 in the reporting period (including pledges or loans from sources other than financial institutions that have been in business for more than a year), you must include one of the following with your report:

- a written statement, certified by an officer of the out-of-state political committee, listing the full name and address of each person who contributed more than \$190 to the out-of-state political committee during the 12 months immediately preceding the contribution; *or*
- a copy of the out-of-state political committee’s statement of organization filed as required by law with the FEC and certified by an officer of the out-of-state committee.

If the contributor is an out-of-state political committee from which you accepted \$930 or less (including pledges) during the reporting period, you must include one of the following with your report:

- a copy of the out-of-state political committee’s statement of organization filed as required by law with the FEC and certified by an officer of the out-of-state committee; *or*
- a document listing the committee’s name, address and phone number; the name of the person appointing the committee’s campaign treasurer; and the name, address and phone number of the committee’s campaign treasurer.

“ID #” Line (Electronic Filing Only): If you are filing your report electronically, you may enter in this field the out-of-state committee's Federal Election Commission (FEC) identification number. If you do not have an FEC # for the out-of-state PAC or are not filing electronically with the Commission, you must provide other documentation as explained above.

- 6. CONTRIBUTOR ADDRESS:** Enter the complete address of the contributor.
- 7. AMOUNT OF CONTRIBUTION:** Enter the amount of the contribution.
- 8. PRINCIPAL OCCUPATION OR JOB TITLE:** Candidates for and holders of statewide offices in the executive branch and candidates for and holders of legislative offices must disclose the principal occupation or job title of an individual from whom the candidate or officeholder has accepted contributions (including pledges) of \$930 or more during the reporting period. In other circumstances, filers are not required to report this information but may do so.
- 9. EMPLOYER:** Candidates for and holders of statewide offices in the executive branch and candidates for and holders of legislative offices must disclose the employer of an individual from whom the candidate or officeholder has accepted contributions (including pledges) of \$930 or more during the reporting period. In other circumstances, filers are not required to report this information but may do so.

SCHEDULE A2: NON-MONETARY (IN-KIND) POLITICAL CONTRIBUTIONS

These instructions are for candidates and officeholders using SCHEDULE A2: NON-MONETARY (IN-KIND) POLITICAL CONTRIBUTIONS.

Use this schedule to disclose information about non-monetary, in-kind campaign and officeholder contributions received during the reporting period. An in-kind contribution is a contribution of goods, services, or any other thing of value ***other than money*** that is given to your campaign. You are not required to include contributions of an individual’s personal services or travel if the individual receives no compensation from any source for the services. Do not enter on this schedule information on monetary political contributions, pledges, loans, or guarantees of loans. Once you actually receive a pledged in-kind contribution, it must be reported on Schedule A2. (Report monetary contributions on Schedule A1; report pledges on Schedule B; report loans and guarantees of loans on Schedule E.)

Itemization: You must enter non-monetary (in-kind) contributions of goods, services, or other things of value that exceed \$90 from one person, and any non-monetary contribution made electronically, during a reporting period on this schedule. If you accepted two or more non-monetary contributions from the same person, the total of which exceeds \$90, enter each contribution separately. Although you are not required to do so, you may also report contributions from one person that do not exceed \$90 in the period on this schedule. If you do not itemize contributions of \$90 and less on this schedule, you must total all such contributions and report them on the Cover Sheet, page 2, section 17, line 1.

Each numbered item in these instructions corresponds to the same numbered item on the form.

- 1. TOTAL PAGES SCHEDULE A2:** After you have completed Schedule A2, count the total number of pages. Each side of a two-sided form counts as one page.
- 2. FILER NAME:** Enter your full name.
- 3. FILER ID:** See instructions for Cover Sheet, page 1, section 1.
- 4. TOTAL OF UNITEMIZED IN-KIND POLITICAL CONTRIBUTIONS:** Enter the total amount of in-kind political contributions of \$90 or less that you accepted during the period covered that are not itemized on this schedule. If you choose to itemize an in-kind contribution of \$90 or less on this schedule, do not include it in this total. All contributions made electronically must be itemized.
- 5. DATE:** See instructions for Schedule A1, section 4.
- 6. FULL NAME OF CONTRIBUTOR:** See instructions for Schedule A1, section 5.
“Out-of-State PAC” box: See instructions for Schedule A1, section 5.
- 7. CONTRIBUTOR ADDRESS:** Enter the complete address of the contributor.
- 8. AMOUNT OF CONTRIBUTION:** Enter the fair market value of the in-kind contribution.

9. IN-KIND CONTRIBUTION DESCRIPTION: Enter a description of the contribution. The description should be sufficiently detailed to allow a person reviewing your report to understand what was contributed.

“Travel Outside of Texas” box: If the contribution was for travel outside of Texas, please check the box and *report this information on Schedule T.*

10. PRINCIPAL OCCUPATION OR JOB TITLE: See instructions for Schedule A1, section 8.

11. EMPLOYER: See instructions for Schedule A1, section 9.

Sections 12-16 pertain to judicial candidates and officeholders only. Do not complete these sections. If you are a judicial candidate or officeholder, please use form JC/OH and the corresponding instructions.

SCHEDULE B: PLEDGED CONTRIBUTIONS

These instructions are for candidates and officeholders using SCHEDULE B: PLEDGED CONTRIBUTIONS.

Use this schedule to disclose information about pledges accepted during the reporting period for campaign or officeholder purposes. You are not required to include pledges of an individual's personal services or travel if the individual receives no compensation from any source for the services. Do not enter on this schedule information on contributions actually received, loans, or guarantees of loans. (Report contributions actually received on Schedule A1 or Schedule A2, as applicable; report loans and guarantees of loans on Schedule E.)

If you accept a pledge from a person to give you money, goods, services, or anything of value, that pledge is a reportable contribution and you must include the pledge on this schedule for the report covering the period in which you accept the pledge.

Itemization: You must itemize pledges that exceed \$90 in the aggregate from one person during the reporting period. If you received pledges totaling more than \$90 from one person during the reporting period, you must itemize all of those pledges, even if individual pledges were for \$90 or less. Although you are not required to do so, you may also itemize pledges for \$90 or less from one person. You must also disclose the receipt of the pledged contribution on Schedule A1 (used for monetary contributions) or A2 (used for non-monetary contributions), as applicable, in the reporting period in which you actually receive the pledged money or thing of value. If the pledge is accepted and received in the same reporting period, it is not required to be reported on Schedule B.

Note: See the Campaign Finance Guide for more information on pledges.

Each numbered item in these instructions corresponds to the same numbered item on the form.

- 1. TOTAL PAGES SCHEDULE B:** After you have completed Schedule B, count the total number of pages. Each side of a two-sided form counts as one page.
- 2. FILER NAME:** Enter your full name.
- 3. FILER ID:** See instructions for Cover Sheet, page 1, section 1.
- 4. TOTAL OF UNITEMIZED PLEDGES:** Enter the total amount of pledges that you accepted during the period that did not exceed \$90 in the aggregate per person. Although you are not required to do so, you may also itemize pledges of \$90 or less on this schedule. If you itemize some pledges of \$90 or less, do not include those pledges in the total entered here. If you choose to itemize all pledges of \$90 or less, do not enter a total amount here.
- 5. DATE:** Enter the date you *accepted* the pledge. Accepting a pledge is different from receiving a contribution. You accept a pledge when you decide to accept it rather than reject it.

Pledge accepted and received in different reporting periods: If you accept a pledge in one reporting period and then receive the pledged money or other thing of value in a later reporting period, you will disclose the pledge on this schedule in

the reporting period in which you accepted the pledge. You will also disclose the receipt of the pledged money or other thing of value on the appropriate incoming funds schedule (report monetary contributions on Schedule A1; report in-kind contributions on Schedule A2; report loans on Schedule E) in the reporting period in which you received the pledge.

Pledge received in same reporting period as accepted: If you receive a pledge in the same reporting period in which it was accepted, then you will not report the pledge on this schedule. You will only disclose the contribution on the appropriate incoming funds schedule (report monetary contributions on Schedule A1; report in-kind contributions on Schedule A2; report loans on Schedule E). The date of the contribution will be the date you accepted the pledged contribution, regardless of when the pledged contribution was actually received.

Pledge accepted but never received: You will disclose the pledge on this schedule in the reporting period in which you accepted the pledge. If you never actually receive the pledge, it is not necessary to correct your report to delete the pledge.

Example: In June a supporter promises that he will give Juan Garcia \$1,000 in the last week before the November election. Juan accepts his promise. Juan must disclose the pledge on his July 15 report covering the period in which he accepted the pledge. (Note: When he receives the \$1,000, he will disclose it as a monetary contribution on Schedule A1 of the report covering the period in which he received the money. Also, if he never receives the \$1,000, he does not correct/amend his report to delete the entry for the pledge.)

6. FULL NAME OF PLEDGOR: Enter the full name of the person who made the pledge.

“Out-of-State PAC” box: See instructions for Schedule A1, section 5.

7. PLEDGOR ADDRESS: Enter the complete address of the person who made the pledge.

8. AMOUNT OF PLEDGE: Enter the amount of the pledge or the fair market value of any pledged goods or services or other thing of value, as applicable.

9. IN-KIND DESCRIPTION: If the pledge was for goods or services or any other thing of value, enter a description of the pledged goods or services or other thing of value. The description should be sufficiently detailed to allow a person reviewing your report to understand what was pledged.

“Travel Outside of Texas” box: If the pledged contribution was an in-kind contribution for travel outside of Texas, please check the box and *report this information on Schedule T.*

10. PRINCIPAL OCCUPATION OR JOB TITLE: See instructions for Schedule A1, section 8.

11. EMPLOYER: See instructions for Schedule A1, section 9.

You do not need Schedules C1-4 and D. These schedules are for political committees to report contributions from corporations and labor organizations. Candidates and officeholders are generally prohibited from accepting such contributions.

SCHEDULE E: LOANS

These instructions are for candidates and officeholders using SCHEDULE E: LOANS.

Use this schedule to disclose information about loans and guarantees of loans accepted during the reporting period for campaign or officeholder purposes. This schedule must also be used to disclose deposits of personal funds into an account in which political contributions are held as permitted by section 253.0351(c) of the Election Code. This schedule may also be used to disclose political expenditures from personal funds.

Loans to Your Campaign from Your Personal Funds: You may disclose political expenditures from personal funds as a loan to your campaign on Schedule E. Outgoing political expenditures made from that loan must then be disclosed as if they were made from political contributions. The amount you disclose as a loan from yourself in a reporting period may NOT exceed the amount you actually spent from personal funds in that reporting period. In other words, do not report a \$100,000 loan to your campaign if the amount actually spent from your personal funds in the reporting period was \$5,000. When you reimburse yourself, disclose the reimbursement as an outgoing political expenditure on Schedule F1. The reimbursement may not exceed the amount disclosed as a loan. (You may also disclose political expenditures from personal funds on Schedule G. See the Schedule G instructions below for more information.)

Personal Funds Deposited into a Political Account: If you deposit personal funds in an account in which political contributions are held, you must disclose the deposited amount as a loan on Schedule E and check the box indicating "Personal Funds Deposited into Political Account." Personal funds deposited in an account in which political contributions are held are subject to the personal use restriction. Disclose the outgoing political expenditures made from that loan as if they were made from political contributions. When you reimburse yourself, disclose the reimbursement as an outgoing political expenditure on Schedule F1. The reimbursement may not exceed the amount disclosed as a loan.

Itemization: You must itemize loans (including loans from personal funds) that exceed \$90 that you accepted during the period from one person. If you accepted two or more loans from the same person, the total of which exceeds \$90, itemize each loan separately. You must also itemize loans that are made electronically by a person other than a financial institution. Although you are not required to do so, you may also itemize any other loans that do not exceed \$90.

Each numbered item in these instructions corresponds to the same numbered item on the form.

- 1. TOTAL PAGES SCHEDULE E:** After you have completed Schedule E, count the total number of pages. Each side of a two-sided form counts as one page.
- 2. FILER NAME:** Enter your full name.
- 3. FILER ID:** See instructions for Cover Sheet, page 1, section 1.

- 4. TOTAL OF UNITEMIZED LOANS:** Enter the total amount of loans accepted during the reporting period that did not exceed \$90 in the aggregate per person and were not from financial institutions, unless the loans were made electronically.

Although you are not required to do so, you may itemize loans of \$90 or less from persons other than financial institutions on this schedule. If you itemize some loans of \$90 or less, do not include those loans in the total you enter here. If you choose to itemize all loans of \$90 or less, enter a “0” here.

- 5. DATE OF LOAN:** Enter the date you *accepted* the loan.
- 6. IS LENDER A FINANCIAL INSTITUTION?:** If you accepted the loan from a corporation that has been legally engaged in the business of making loans for more than one year, circle “Y” for yes. If you accepted the loan from any other source, circle “N” for no. A loan from a corporation that has not been legally engaged in the business of making loans for more than one year is a corporate contribution. Candidates and officeholders may not accept corporate contributions.
- 7. NAME OF LENDER:** Enter the full name of the person or financial institution that made the loan. If the lender is an individual, enter the full first and last name and suffix (Jr., III, etc.) if applicable. If the lender is an entity, enter the full name of the entity.

“Out-of-State PAC” box: See instructions for Schedule A1, section 5.

Note: See the Campaign Finance Guide for detailed information on accepting and reporting contributions from out-of-state political committees.

- 8. LENDER ADDRESS:** Enter the complete address of the person or financial institution that made the loan.
- 9. LOAN AMOUNT:** Enter the principal amount of the loan.
- 10. INTEREST RATE:** Enter the interest rate.
- 11. MATURITY DATE:** Enter the maturity date.
- 12. PRINCIPAL OCCUPATION OR JOB TITLE:** Candidates for and holders of statewide offices in the executive branch and candidates for and holders of legislative offices must disclose the principal occupation or job title of each individual from whom the candidate or officeholder has accepted a loan (including a pledge of a loan) of \$930 or more during the reporting period. Other types of filers are not required to report this information but may do so.
- 13. EMPLOYER:** Candidates for and holders of statewide offices in the executive branch and candidates for and holders of legislative offices must disclose the full name of the employer of an individual from whom the candidate or officeholder has accepted a loan (including a pledge of a loan) of \$930 or more during the reporting period. Other types of filers are not required to report this information but may do so.

- 14. DESCRIPTION OF COLLATERAL:** If there is no collateral for the loan, check the “none” box and go to section 15. If there is collateral for the loan, enter a description of the collateral for the loan.
- 15. “Check if personal funds were deposited into political account” box:** Check this box *only if* the loan is a deposit of your personal funds into an account in which political contributions are held as permitted by section 253.0351(c) of the Election Code. Political expenditures made from that loan, and any subsequent expenditures to reimburse the candidate or officeholder, must be reported as if they were made from political contributions. The reimbursement may not exceed the amount reported as a loan. Personal funds deposited in an account in which political contributions are held are subject to the personal use restrictions.
- 16. GUARANTOR INFORMATION:** If there are no guarantors for the loan, check the “Not Applicable” box and go to the next loan. If you have no further loans to report, go to the next applicable schedule.

A person who guarantees all or part of a loan makes a reportable contribution in the amount of the guarantee. You must report such a contribution on this schedule, and not on the contributions schedule.

- 17. NAME OF GUARANTOR:** Enter the full name of the person guaranteeing the loan. If the guarantor is an individual, enter the full first and last name and suffix (Jr., III, etc.) if applicable. If the guarantor is an entity, enter the full name of the entity.
- 18. GUARANTOR ADDRESS:** Enter the complete address of the guarantor.
- 19. AMOUNT GUARANTEED:** Enter the dollar amount of the loan that the guarantor has agreed to guarantee.
- 20. PRINCIPAL OCCUPATION:** Enter the principal occupation of the guarantor.
- 21. EMPLOYER:** Enter the employer of the guarantor.

SCHEDULE F1: POLITICAL EXPENDITURES FROM POLITICAL CONTRIBUTIONS

These instructions are for candidates and officeholders using SCHEDULE F1: POLITICAL EXPENDITURES FROM POLITICAL CONTRIBUTIONS.

Use this schedule to disclose information about political expenditures from political contributions that were made during the reporting period. Do not enter on this schedule unpaid incurred obligations, political expenditures made from personal funds, the purchase of investments from political contributions, expenditures made by credit card, or payments from political contributions made to a business that you own or control. (Report unpaid incurred obligations on Schedule F2; report expenditures from personal funds on Schedule G; report the purchase of investments from political contributions on Schedule F3; report expenditures made by credit card on Schedule F4; and report payments from political contributions made to a business that you own or control on Schedule H.)

Expenditures Made by Credit Card: You must disclose expenditures charged to a credit card on Schedule F4 and *not* on this schedule. When you pay the credit card bill, you must disclose the payment to the credit card company on Schedule F1 (used for political payments from political contributions), Schedule G (used for political payments from personal funds), Schedule H (used for payments from political contributions made to a business that you own or control), or Schedule I (used for nonpolitical payments from political contributions), as applicable. See instructions for Schedule F4: [Expenditures Made by Credit Card](#) for more information.

See the *Campaign Finance Guide for Candidates and Officeholders* for important restrictions regarding the use of political funds to rent or purchase real property.

Itemization: You must enter expenditures paid to one individual or entity during a reporting period that in the aggregate exceed \$190 on this schedule. If you made more than one expenditure to the same payee, the total of which exceeded \$190, enter each expenditure separately. Although you are not required to do so, you may also report expenditures to one person that do not exceed \$190 in the period on this schedule. If you choose not to itemize expenditures of \$190 and less on this schedule, you must total all unitemized expenditures and report them on the Cover Sheet, page 2, section 17, line 3.

Each numbered item in these instructions corresponds to the same numbered item on the form.

- 1. TOTAL PAGES SCHEDULE F1:** After you have completed Schedule F1, count the total number of pages. Each side of a two-sided form counts as one page.
- 2. FILER NAME:** Enter your full name.
- 3. FILER ID:** See instructions for Cover Sheet, page 1, section 1.
- 4. DATE:** Enter the date the expenditure payment was made. Remember: Expenditure obligations you incurred in this reporting period *but have not yet paid* are entered on Schedule F2. Expenditures made by credit card are entered on Schedule F4.
- 5. PAYEE NAME:** Enter the full name of the person to whom the expenditure was made.

Note: If you make an expenditure for goods or services to benefit another candidate, officeholder, or committee, enter the name of the vendor who sold you the goods or services. Do not enter the name of the person for whose benefit you made the expenditure. Include that information under section 8, “Purpose of Expenditure.”

6. **AMOUNT:** Enter the exact amount of the expenditure.
7. **PAYEE ADDRESS:** Enter the complete address of the person to whom the expenditure was made.
8. **PURPOSE OF EXPENDITURE:** You must disclose the purpose of the expenditure in two parts: Category and Description. Merely disclosing the category of goods, services, or other thing of value for which the expenditure is made does not adequately describe the purpose of an expenditure.

(a) **Category:** Select a category of goods, services, or other thing of value for which an expenditure is made. If none of the listed categories apply, select “Other” and enter your own category. Examples of acceptable categories include:

Advertising Expense

Accounting/Banking

Consulting Expense

Contributions/Donations Made By Candidate/Officeholder/Political Committee

Credit Card Payment

Event Expense

Fees

Food/Beverage Expense

Gifts/Awards/Memorials Expense

Legal Services

Loan Repayment/Reimbursement

Office Overhead/Rental Expense

Polling Expense

Printing Expense

Salaries/Wages/Contract Labor

Solicitation/Fundraising Expense

Transportation Equipment and Related Expense

Travel In District

Travel Out Of District

Other

(b) Description: Enter a brief statement or description of the candidate or officeholder activity that is conducted by making the expenditure. The brief statement or description must include the item or service purchased and must be sufficiently specific, when considered within the context of the description of the category, to make the reason for the expenditure clear. Merely disclosing the category of goods, services, or other thing of value for which the expenditure is made does not adequately describe the purpose of an expenditure.

For examples of acceptable ways to disclose the purpose of an expenditure, please see the "Examples: Purpose of Expenditures" on page 46.

“Check if travel outside of Texas” box: Check this box if the expenditure is for travel outside of Texas. The description of a political expenditure for travel outside of the state of Texas must include detailed information. Please report this information on Schedule T.

“Check if Austin, TX, officeholder living expense” box: Check this box if the expenditure is an officeholder expense for living in Austin, Texas.

9. DIRECT CAMPAIGN EXPENDITURE TO BENEFIT CANDIDATE/OFFICEHOLDER: If you made a direct campaign expenditure to benefit another candidate or officeholder, enter the full name of the candidate or officeholder and the name of the office sought or held, including the district, precinct, or other designation of the office, as applicable. (Attach additional sheets to list multiple candidates.) Do not complete this section if the expenditure was not a direct campaign expenditure.

A “direct campaign expenditure” to benefit another candidate is not a “political contribution” to that other candidate. A direct campaign expenditure is a campaign expenditure that you make on someone else’s behalf and without the prior consent or approval of that person. This is in contrast to a political contribution, which the person has the opportunity to accept or reject.

Example: If you made expenditures to prepare and distribute an endorsement letter in support of a candidate after first asking for and getting the candidate’s approval, you made an *in-kind contribution*. However, if you did not get the candidate’s approval *before* you made the expenditure, you made a *direct campaign expenditure*.

SCHEDULE F2: UNPAID INCURRED OBLIGATIONS

These instructions are for candidates and officeholders using SCHEDULE F2: UNPAID INCURRED OBLIGATIONS.

Use this schedule to disclose information about obligations to make an expenditure that you incurred during the reporting period but have not yet paid. Do not enter on this schedule obligations that were incurred and paid during the reporting period, or other outgoing funds. (Report obligations incurred and paid during the reporting period on Schedule F1, F3, G, H, or I as appropriate, and report expenditures made by credit card on Schedule F4.)

See the *Campaign Finance Guide for Candidates and Officeholders* for important restrictions regarding the use of political funds to rent or purchase real property.

Itemization: Itemization requirements differ depending on whether the unpaid incurred obligation is for a political or non-political expenditure.

Unpaid Incurred Political Obligations: You must enter political obligations incurred but not yet paid to one individual or entity during a reporting period that in the aggregate exceed \$190 on this schedule. If you incurred more than one obligation to the same payee, the total of which exceeded \$190, enter each expenditure separately. Although you are not required to do so, you may also report political obligations incurred to one person that do not exceed \$190 in the period on this schedule. If you choose not to itemize incurred political obligations of \$190 and less on this schedule, you must total all unitemized obligations and report them in section 4 of this Schedule. You must also include that amount in the total unitemized political expenditures of \$190 or less on C/OH Cover Sheet, page 2, section 17, line 3.

Unpaid Incurred Non-Political Obligations: You must enter non-political obligations incurred but not yet paid to one individual or entity during a reporting period on this schedule, regardless of the amount.

Each numbered item in these instructions corresponds to the same numbered item on the form.

- 1. TOTAL PAGES SCHEDULE F2:** After you have completed Schedule F2, count the total number of pages. Each side of a two-sided form counts as one page.
- 2. FILER NAME:** Enter your full name.
- 3. FILER ID:** See instructions for Cover Sheet, page 1, section 1.
- 4. TOTAL OF UNITEMIZED UNPAID INCURRED OBLIGATIONS:** Enter the total amount of political obligations incurred during the reporting period that do not exceed \$190 in the aggregate per person, unless itemized on this schedule. You are not required to itemize unpaid incurred political obligations of \$190 or less, but if you choose to do so, do not include those unpaid incurred obligations in the total you enter here.
- 5. DATE:** Enter the date the obligation was incurred. Obligations you incurred *and* paid during the reporting period are not entered on this schedule.

6. PAYEE NAME: See instructions for Schedule F1, section 5.

Note: If you incurred an obligation for goods or services to benefit another candidate, officeholder, or committee, enter the name of the vendor of the goods or services. Do not enter the name of the person for whose benefit you incurred the obligation. Include that information under section 10, “Purpose of Expenditure.”

7. AMOUNT: Enter the exact amount of the incurred obligation.

8. PAYEE ADDRESS: Enter the complete address of the person to whom the obligation is owed.

9. TYPE OF EXPENDITURE: Check only one box to indicate whether the incurred obligation was political or non-political.

A non-political expenditure is an expenditure that is neither a campaign expenditure nor an officeholder expenditure. As a practical matter, *very few* expenditures made from political contributions are non-political expenditures. For instance, expenditures for administrative expenses, banking fees, and professional dues are typically political expenditures.

10. PURPOSE OF EXPENDITURE: See instructions for Schedule F1, section 8.

11. DIRECT CAMPAIGN EXPENDITURE TO BENEFIT CANDIDATE/OFFICEHOLDER:
See instructions for Schedule F1, section 9.

SCHEDULE F3: PURCHASE OF INVESTMENTS FROM POLITICAL CONTRIBUTIONS

These instructions are for candidates and officeholders using SCHEDULE F3: PURCHASE OF INVESTMENTS FROM POLITICAL CONTRIBUTIONS.

Use this schedule to disclose information about investments purchased from political contributions during the reporting period. Do not enter on this schedule political expenditures from political contributions, unpaid incurred obligations, expenditures made by credit card, political expenditures made from personal funds, or payments from political contributions made to a business that you own or control. (Report political expenditures from political contributions on Schedule F1; report unpaid incurred obligations on Schedule F2; report expenditures made by credit card on Schedule F4; report expenditures from personal funds on Schedule G; and report payments from political contributions made to a business that you own or control on Schedule H.)

See the *Campaign Finance Guide for Candidates and Officeholders* for important restrictions regarding the use of political funds to rent or purchase real property.

Itemization: You must enter investments purchased with political contributions during a reporting period that in the aggregate exceed \$120 on this schedule. Although you are not required to do so, you may also report investments purchased with political contributions that do not exceed \$120 in the period on this schedule.

Each numbered item in these instructions corresponds to the same numbered item on the form.

- 1. TOTAL PAGES SCHEDULE F3:** After you have completed Schedule F3, count the total number of pages. Each side of a two-sided form counts as one page.
- 2. FILER NAME:** Enter your full name.
- 3. FILER ID:** See instructions for Cover Sheet, page 1, section 1.
- 4. DATE:** Enter the date you purchased the investment.
- 5. NAME OF PERSON FROM WHOM INVESTMENT IS PURCHASED:** Enter the full name of the person or entity from whom you purchased the investment. If you purchased the investment from an individual, enter the full first and last name, and suffix (Jr., III, etc.) if applicable (title is optional). If you purchased the investment from an entity, enter the full name of the entity.
- 6. ADDRESS OF PERSON FROM WHOM INVESTMENT IS PURCHASED:** Enter the complete address of the person or entity from whom you purchased the investment.
- 7. DESCRIPTION OF INVESTMENT:** Enter a brief statement or description of the investment. For example, “Ten shares of stock in ABC company.”
- 8. AMOUNT OF INVESTMENT:** Enter the amount of the investment purchased.

SCHEDULE F4: EXPENDITURES MADE BY CREDIT CARD

These instructions are for candidates and officeholders using SCHEDULE F4: EXPENDITURES MADE BY CREDIT CARD.

Use this schedule to disclose information about expenditures made by a credit card. You must disclose expenditures charged to a credit card on this schedule and identify the individual, entity, or vendor who receives payment from the credit card company. When you pay the credit card bill, you must disclose the payment to the credit card company on Schedule F1 (used for political payments from political contributions), Schedule G (used for political payments from personal funds), Schedule H (used for payments from political contributions made to a business that you own or control), or Schedule I (used for nonpolitical payments from political contributions), as applicable.

Do not enter on this schedule political expenditures from political contributions, unpaid incurred obligations, political expenditures made from personal funds, or payments from political contributions made to a business that you own or control. (Report political expenditures from political contributions on Schedule F1; report unpaid incurred obligations on Schedule F2; report the purchase of investments from political contributions on Schedule F3; report expenditures from personal funds on Schedule G; and report payments from political contributions made to a business that you own or control on Schedule H.)

For examples regarding the disclosure of expenditures made by credit card, please see “Examples: Reporting Expenditures Made by Credit Card” on page 43.

Itemization: Itemization requirements differ depending on whether the expenditure made by a credit card is for a political or non-political expenditure.

Political Expenditures Made by Credit Card: You must itemize political expenditures made by credit card that exceed \$190 (in the aggregate) to a single payee. If you made two or more expenditures to the same payee, the total of which exceeded \$190, enter each expenditure made by credit card separately. Although you are not required to do so, you may also report political expenditures made by credit card that do not exceed \$190 in the reporting period on this schedule. If you choose not to itemize political expenditures made by credit card of \$190 and less on this schedule, you must total all unitemized political expenditures and report them in section 4 of this Schedule. You must also include that amount in the total unitemized political expenditures of \$190 or less on C/OH Cover Sheet, page 2, section 17, line 3.

Non-Political Expenditures Made by Credit Card: You must itemize any non-political expenditure made by credit card, regardless of the amount.

Each numbered item in these instructions corresponds to the same numbered item on the form.

- 1. TOTAL PAGES SCHEDULE F4:** After you have completed Schedule F4, count the total number of pages. Each side of a two-sided form counts as one page.
- 2. FILER NAME:** Enter your full name.

3. FILER ID: See instructions for Cover Sheet, page 1, section 1.

4. TOTAL OF UNITEMIZED EXPENDITURES CHARGED TO A CREDIT CARD:

Enter the total amount of political expenditures charged to a credit card during the reporting period that do not exceed \$190 in the aggregate per person, unless itemized on this schedule. You are not required to itemize political expenditures made by credit card of \$190 or less, but if you choose to do so, do not include those political expenditures made by credit card in the total you enter here.

5. DATE: Enter the date you made the expenditure by credit card.

Note: There is a special reporting rule for expenditures made by credit card. For reports due 30 days and 8 days before an election (pre-election reports) and for runoff reports, the date of the credit card expenditure is the date the credit card is used. For other reports, the date of the credit card expenditure is either the date of the charge or the date the credit card statement is received. *A filer can never go wrong by disclosing the date of the expenditure as the date of the charge.*

6. PAYEE NAME: See instructions for Schedule F1, section 5. Disclose the name of the vendor who sold you the goods or services as the payee, NOT the credit card company. You do not report the name of the credit card company on this schedule.

Note: If you made an expenditure for goods or services to benefit another candidate, officeholder, or committee, enter the name of the vendor of the goods or services. Do not enter the name of the person for whose benefit you made the expenditure. Include that information under section 10, “Purpose of Expenditure.”

7. AMOUNT: Enter the amount of the credit card expenditure.

8. PAYEE ADDRESS: Enter the complete address of the payee of the credit card expenditure.

9. TYPE OF EXPENDITURE: Check only one box to indicate whether the credit card expenditure was political or non-political.

A non-political expenditure is an expenditure that is neither a campaign expenditure nor an officeholder expenditure. As a practical matter, *very few* expenditures made from political contributions are non-political expenditures. For instance, expenditures for administrative expenses, banking fees, and professional dues are typically political expenditures.

10. PURPOSE OF EXPENDITURE: See instructions for Schedule F1, section 8.

Note: Do not choose “Credit Card Payment” as the category for an expenditure made by credit card when an individual, entity, or vendor receives payment from the credit card company. Instead, choose the category that corresponds to the goods, services, or other thing of value purchased from the individual, entity, or vendor.

**11. DIRECT CAMPAIGN EXPENDITURE TO BENEFIT CANDIDATE/
OFFICEHOLDER:** See instructions for Schedule F1, section 9.

SCHEDULE G: POLITICAL EXPENDITURES MADE FROM PERSONAL FUNDS

These instructions are for candidates and officeholders using SCHEDULE G: POLITICAL EXPENDITURES MADE FROM PERSONAL FUNDS.

You may use this schedule to disclose information about political expenditures from personal funds that were made during the reporting period. Alternatively, you may choose to disclose political expenditures from personal funds as a loan on Schedule E (see the Schedule E instructions above for more information). Do not enter on this schedule information about personal funds deposited in an account in which political contributions are held as permitted by section 253.0351(c) of the Election Code. (Report the deposit of personal funds into a political account as a loan on Schedule E.)

Expenditures Made by Credit Card: You must disclose expenditures charged to a credit card on Schedule F4 and *not* on this schedule. When you pay the credit card bill, you must disclose the payment to the credit card company on Schedule F1 (used for political payments from political contributions), Schedule G (used for political payments from personal funds), Schedule H (used for payments from political contributions made to a business that you own or control), or Schedule I (used for nonpolitical payments from political contributions), as applicable. See instructions for Schedule F4: Expenditures Made by Credit Card for more information.

If you intend to seek reimbursement *in any amount* from political contributions for a political expenditure made from personal funds, you must either report the expenditure on Schedule E or itemize the expenditure on this schedule and check the box in Section 6 to indicate that you intend to seek reimbursement from political contributions. ***You may not correct a report to allow reimbursement.*** When you reimburse yourself, disclose the reimbursement as an outgoing political expenditure on Schedule F1.

See the Campaign Finance Guide for important restrictions regarding the use of political funds to rent or purchase real property.

Itemization: If you choose to report political expenditures from personal funds on this schedule, you must itemize political expenditures paid to one individual or entity during a reporting period that in the aggregate exceed \$190 on this schedule. If you made more than one expenditure to the same payee, the total of which exceeded \$190, enter each expenditure separately. Although you are not required to do so, you may also report expenditures to one person that do not exceed \$190 in the period on this schedule. You must total all political expenditures from personal funds that you do not itemize on this schedule and include them in the total of unitemized political expenditures on the C/OH Cover Sheet, page 2, section 17, line 3.

Officeholder expenditures from personal funds for which you do not intend to seek reimbursement are not required to be reported on this schedule or included in the total of unitemized political expenditures.

Each numbered item in these instructions corresponds to the same numbered item on the form.

1 TOTAL PAGES SCHEDULE G: After you have completed Schedule G, count the total number of pages. Each side of a two-sided form counts as one page.

2. **FILER NAME:** Enter your full name.
3. **FILER ID:** See instructions for Cover Sheet, page 1, section 1.
4. **DATE:** Enter the date the expenditure was made.
5. **PAYEE NAME:** See instructions for Schedule F1, section 7.
6. **AMOUNT:** Enter the exact amount of the expenditure.

“Reimbursement from Political Contributions Intended” box: Check this box if you intend to reimburse yourself for the expenditure. (In order to be reimbursed from political contributions in any amount for an expenditure made out of personal funds, you must itemize the expenditure on this schedule and check this box or you must report the expenditure as a loan to yourself on Schedule E.)

7. **PAYEE ADDRESS:** Enter the complete address of the person to whom the expenditure was made.
8. **PURPOSE OF EXPENDITURE:** See instructions for Schedule F1, section 8.
9. **DIRECT CAMPAIGN EXPENDITURE TO BENEFIT CANDIDATE/OFFICEHOLDER:** See instructions for Schedule F1, section 9.

SCHEDULE H: PAYMENT FROM POLITICAL CONTRIBUTIONS TO A BUSINESS OF C/OH

These instructions are for candidates and officeholders using SCHEDULE H: PAYMENT FROM POLITICAL CONTRIBUTIONS TO A BUSINESS OF C/OH.

Use this schedule to disclose information about payments from political contributions that were made to a business in which you have an interest of more than 10%, a position on the governing body, or a position as an officer. Do not enter on this schedule other payments from political contributions made during the reporting period.

See the *Campaign Finance Guide for Candidates and Officeholders* for a discussion on the important restrictions on making and reporting payments from political contributions to a business in which you have an interest.

This schedule is for payments to a business in which you have one or more of the following interests or positions:

- 1) a participating interest of more than 10%;
- 2) a position on the governing body of the business; or
- 3) a position as an officer of the business.

Itemization: You must enter all payments from political contributions made to certain businesses (as defined above) of a candidate or officeholder made during the reporting period on this schedule, regardless of the amount.

Each numbered item in these instructions corresponds to the same numbered item on the form.

- 1. TOTAL PAGES SCHEDULE H:** After you have completed Schedule H, count the total number of pages. Each side of a two-sided form counts as one page.
- 2. FILER NAME:** Enter your full name.
- 3. FILER ID:** See instructions for Cover Sheet, page 1, section 1.
- 4. DATE:** Enter the date you made the payment.
- 5. BUSINESS NAME:** Enter the full name of the business to which you made the payment.
- 6. AMOUNT:** Enter the dollar amount of the payment.
- 7. BUSINESS ADDRESS:** Enter the complete address of the business to which you made the payment.
- 8. PURPOSE OF EXPENDITURE:** See instructions for Schedule F1, section 8.
- 9. DIRECT CAMPAIGN EXPENDITURE TO BENEFIT CANDIDATE/OFFICEHOLDER:** See instructions for Schedule F1, section 9.

SCHEDULE I: NON-POLITICAL EXPENDITURES MADE FROM POLITICAL CONTRIBUTIONS

These instructions are for candidates and officeholders using SCHEDULE I: NON-POLITICAL EXPENDITURES MADE FROM POLITICAL CONTRIBUTIONS.

Use this schedule to disclose information about non-political expenditures from political contributions made during the reporting period. Do not enter political expenditures on this schedule. Also, do not enter non-political expenditure obligations you incurred in this reporting period but have not yet paid or non-political expenditures made by credit card. (Report unpaid incurred obligations on Schedule F2; report expenditures made by a credit card on Schedule F4.)

Expenditures Made by Credit Card: You must disclose non-political expenditures charged to a credit card on Schedule F4 and *not* on this schedule. When you pay the credit card bill, you must disclose the payment to the credit card company on Schedule F1 (used for political payments from political contributions), Schedule G (used for political payments from personal funds), Schedule H (used for payments from political contributions made to a business that you own or control), or Schedule I (used for nonpolitical payments from political contributions), as applicable. See instructions for Schedule F4: Expenditures Made by Credit Card for more information.

Itemization: You must enter all non-political expenditures from political contributions on this schedule, regardless of the amount. A non-political expenditure is an expenditure that is neither a campaign expenditure nor an officeholder expenditure. As a practical matter, *very few* expenditures made from political contributions are non-political expenditures. For instance, expenditures for administrative expenses, banking fees, and professional dues are typically political expenditures. You may not convert political contributions to personal use.

Each numbered item in these instructions corresponds to the same numbered item on the form.

- 1. TOTAL PAGES SCHEDULE I:** After you have completed Schedule I, count the total number of pages. Each side of a two-sided form counts as one page.
- 2. FILER NAME:** Enter your full name.
- 3. FILER ID:** See instructions for Cover Sheet, page 1, section 1.
- 4. DATE:** Enter the date the expenditure payment was made.
- 5. PAYEE NAME:** See instructions for Schedule F1, section 5.
- 6. AMOUNT:** Enter the exact amount of the expenditure payment.
- 7. PAYEE ADDRESS:** Enter the complete address of the person to whom the expenditure was made.
- 8. PURPOSE OF EXPENDITURE:** See instructions for Schedule F1, section 8.

SCHEDULE K: INTEREST, CREDITS, GAINS, REFUNDS, AND CONTRIBUTIONS RETURNED TO FILER

These instructions are for candidates and officeholders using SCHEDULE K: INTEREST, CREDITS, GAINS, REFUNDS, AND CONTRIBUTIONS RETURNED TO FILER.

Use this schedule to report information regarding any credit, interest, rebate, refund, reimbursement, or return of a deposit fee resulting from the use of a political contribution or an asset purchased with a political contribution, any proceeds of the sale of an asset purchased with a political contribution, the amount of which exceeds \$120, and any other gain from a political contribution received during the reporting period.

Itemization: You must enter interest, credits, gains, refunds and returned contributions received during a reporting period that in the aggregate exceed \$120 on this schedule. Although you are not required to do so, you may also report any credit/gain/refund, or interest that does not exceed \$120 in the period on this schedule.

Each numbered item in these instructions corresponds to the same numbered item on the form.

- 1. TOTAL PAGES SCHEDULE K:** After you have completed Schedule K, count the total number of pages. Each side of a two-sided form counts as one page.
- 2. FILER NAME:** Enter your full name.
- 3. FILER ID:** See instructions for Cover Sheet, page 1, section 1.
- 4. DATE:** Enter the date the credit/gain/refund was received or the interest was earned, as applicable.
- 5. NAME OF PERSON FROM WHOM AMOUNT IS RECEIVED:** Enter the full name of the person or business from whom the credit/gain/refund/returned contribution or interest was received.
- 6. ADDRESS OF PERSON FROM WHOM AMOUNT IS RECEIVED:** Enter the complete address of the person or business from whom the credit/gain/refund/returned contribution or interest was received.
- 7. PURPOSE FOR WHICH AMOUNT IS RECEIVED:** Enter a brief statement or description of the purpose for which the amount was received (for example, “phone service deposit return” “returned contribution” or “interest on savings account”).

“Check if political contribution returned to filer” box: If the incoming credit/gain was originally made by you in the form of a political contribution to another candidate or political committee and was returned to you in this reporting period, check this box.
- 8. AMOUNT:** Enter the exact dollar amount of the credit/gain/refund/returned contribution, or interest.

SCHEDULE T: IN-KIND CONTRIBUTIONS OR POLITICAL EXPENDITURES FOR TRAVEL OUTSIDE OF TEXAS

These instructions are for candidates and officeholders using SCHEDULE T: IN-KIND CONTRIBUTIONS OR POLITICAL EXPENDITURES FOR TRAVEL OUTSIDE OF TEXAS.

Use this schedule to disclose information about contributions accepted or expenditures made during the reporting period. In addition to completing this schedule, you must also report the actual contribution or expenditure on the appropriate schedule or form. The law requires detailed information regarding in-kind contributions or political expenditures for travel outside of the state of Texas.

Each numbered item in these instructions corresponds to the same numbered item on the form.

- 1. TOTAL PAGES SCHEDULE T:** After you have completed Schedule T, count the total number of pages. Each side of a two-sided form counts as one page.
- 2. FILER NAME:** Enter the full name of the candidate, committee, or party on whose report you are including this schedule.
- 3. FILER ID:** If you are filing with the Commission, enter your filer account number. If you do not file with the Commission, you are not required to enter a filer account number.
- 4. NAME OF CONTRIBUTOR/ CORPORATION OR LABOR ORGANIZATION/ PLEDGOR/ PAYEE:** Enter the full name of the contributor / corporation or labor organization / pledgor / payee as it appears on the schedule or form on which you reported the actual contribution or expenditure.
- 5. CONTRIBUTION / EXPENDITURE REPORTED ON:** Check the appropriate box for the schedule or form on which you reported the actual contribution or expenditure.
- 6. DATES OF TRAVEL:** Enter the dates on which the travel occurred.
- 7. NAME OF PERSON(S) TRAVELING:** Enter the full name of the person or persons traveling on whose behalf the travel was accepted or on whose behalf the expenditure was made.
- 8. DEPARTURE CITY OR NAME OF DEPARTURE LOCATION:** Enter the name of the departure city or the name of each departure location.
- 9. DESTINATION CITY OR NAME OF DESTINATION LOCATION:** Enter the name of the destination city or the name of each destination location.
- 10. MEANS OF TRANSPORTATION:** Enter the method of travel (e.g., airplane, bus, boat, car, etc.)
- 11. PURPOSE OF TRAVEL:** Enter the campaign or officeholder purpose of the travel, including the name of a conference, seminar, or other event.

FORM C/OH-FR: DESIGNATION OF FINAL REPORT

These instructions are for candidates and officeholders using Form C/OH-FR: C/OH REPORT: DESIGNATION OF FINAL REPORT. A final report must include this form (Form C/OH-FR) and the CAMPAIGN FINANCE REPORT (Form C/OH) with the “Final Report” box checked on page 1, section 9. It must also include Schedules A1, A2, B, E, F1, F2, F3, F4, G, H, I, K, and T, as applicable.

GENERAL INFORMATION

For filing purposes, you are a “candidate” as long as you have an appointment of campaign treasurer on file. If you do not expect to accept any further campaign contributions or to make any further campaign expenditures, you may file a final report of contributions and expenditures. A final report terminates your appointment of campaign treasurer and relieves you of the obligation of filing further reports as a candidate.

If you do not have an appointment of campaign treasurer on file, you may not accept **campaign** contributions or make **campaign** expenditures. A payment on a campaign debt is a campaign expenditure. An officeholder who does not have an appointment of campaign treasurer on file may accept **officeholder** contributions and make **officeholder** expenditures.

The effect of filing a final report differs depending on whether you are an officeholder at the time you file a final report.

Officeholders Filing a Final Report: You will not have to worry about surplus political funds and assets until you cease to be an officeholder. You may still be required to file semiannual reports of contributions and expenditures as an officeholder. The only officeholders who are not required to file semiannual reports are local officeholders who do not exceed \$930 in contributions or \$930 in expenditures during the reporting period.

If you cease to be an officeholder at a time when you do not have a campaign treasurer appointment on file, and you retain political contributions, interest or other income from political contributions, or assets purchased with political contributions or interest or other income from political contributions after filing the last required report as an officeholder, you **must** file an annual report of unexpended contributions not earlier than January 1 and not later than January 15 of each year following the year in which you filed the last required report as an officeholder. You may not retain these unexpended funds longer than six years after the date you ceased to be an officeholder. For information about important restrictions regarding the use and reporting of unexpended contributions, see the Campaign Finance Guide.

Non-Officeholders Filing a Final Report: You will no longer be required to file reports **unless** you retain political contributions, interest or other income from political contributions, or assets purchased with political contributions or interest or other income from political contributions. If you retain any of those items, you must file an annual report of unexpended contributions not earlier than January 1 and not later than January 15 of each year after the year in which you filed your final report. You may not retain these unexpended funds longer than six years after the date of filing a final report. For information about important restrictions regarding the use and reporting of unexpended contributions, see the Campaign Finance Guide.

COMPLETING THE FORM

Each numbered item in these instructions corresponds to the same numbered item on the form.

- 1. C/OH NAME:** Enter your full name.
- 2. FILER ID:** If you are filing with the Commission, enter your Filer ID. If you do not file with the Commission, you are not required to enter a Filer ID.
- 3. SIGNATURE:** You must sign this section to indicate that you understand the consequences of filing a final report.
- 4. FILER WHO IS NOT AN OFFICEHOLDER:** Complete this section if you are not an officeholder at the time of filing your final report. Be sure to check the appropriate box in both sections A and B and sign on the “Signature” line.
- 5. OFFICEHOLDER:** Complete this section if you are an officeholder at the time of filing your final report. You must check the box to indicate awareness of further filing requirements.

ADDITIONAL INFORMATION REGARDING EXPENDITURES

EXAMPLES: REPORTING EXPENDITURES MADE BY CREDIT CARD

This list is for illustrative purposes only. It is intended to provide helpful information and to assist filers in reporting expenditures made by credit card and payments made to credit card companies.

Example #1: Candidate Using Credit Card to Make Political Expenditures and Using Political Contributions to Pay the Credit Card Bill in the Same Reporting Period

A candidate for office uses her credit card to buy \$1,000 in campaign office supplies from an office store. During the same reporting period, the candidate uses her credit card to buy \$500 in political advertising signs from a sign company. During the same reporting period, the candidate makes a single payment from her political contributions account to pay the \$1,500 credit card bill.

To report that activity, the candidate would report all of the following on a campaign finance report (Form C/OH) covering the period in which she made the credit card charges and sent the payment to the credit card company:

1. For the credit card charges: a \$1,000 expenditure on the “Expenditures Made by Credit Card” Schedule (F4). The schedule identifies the office store as the payee of the expenditure and includes the address, date, amount, a category of the expenditure as “Office Overhead/Rental Expense,” and a description as “Campaign Office Supplies.” In Section 9 of the schedule, the box for “Political” is also checked. The candidate also reports the \$500 expenditure on the “Expenditures Made by Credit Card” Schedule and identifies the sign company as the payee of the expenditure and includes the address, date, amount, a category of the expenditure as “Advertising Expense,” and a description as “Political Advertising Signs.” In Section 9 of the schedule, the box for “Political” is also checked.
2. For the payment to the credit card company: a \$1,500 expenditure on the “Political Expenditures from Political Contributions” Schedule (F1). The schedule identifies the credit card company as the payee of the expenditure and includes the address, date, amount, a category of the expenditure as “Credit Card Payment,” and a description as “Payment of credit card bill for credit card expenditures.”
3. Both \$1,500 amounts reported on each schedule will also be included in the appropriate totals sections of Cover Sheet Pages 2 and 3.

Example #2: Candidate Using Credit Card to Make a Political Expenditure and Using Personal Funds to Pay the Credit Card Bill in the Same Reporting Period

A candidate for *non-judicial* office uses his credit card to purchase \$3,000 in political advertising materials from a print shop. During the same reporting period, the candidate makes a payment from his personal funds account to pay the \$3,000 credit card bill.

To report that activity, the candidate would report all of the following on a campaign finance report (Form C/OH) covering the period in which he made the credit card charge and sent the payment to the credit card company:

1. For the credit card charge: a \$3,000 expenditure on the “Expenditures Made by Credit Card” Schedule (F4). The schedule identifies the print shop as the payee of the expenditure and includes the address, date, amount, a category of the expenditure as “Advertising Expense,” and a description as “Political Advertising Materials.” In Section 9 of the schedule, the box for “Political” is also checked.
2. For the payment to the credit card company: a \$3,000 expenditure on the “Political Expenditures Made from Personal Funds” Schedule (G). The schedule identifies the credit card company as the payee of the expenditure and includes the address, date, amount, a category of the expenditure as “Credit Card Payment,” and a description as “Payment of credit card bill for political advertising materials.” If the candidate intends to seek reimbursement from political contributions, the candidate may also check the appropriate box in Section 6.
3. Both \$3,000 amounts reported on each schedule will also be included in the appropriate sections of Cover Sheet Pages 2 and 3.

Example #3: Political Committee Using Credit Card to Make a Political Expenditure and Using Political Contributions to Pay the Credit Card Bill in Different Reporting Periods

A general-purpose committee uses its credit card to buy \$500 in political advertising in a newspaper. The committee receives the statement from the credit card company but does not send a payment until after the reporting period ends. When the committee sends a payment to the credit card company, it makes a \$500 payment from its political contributions account.

To report the credit card charge, the committee’s campaign treasurer would report all of the following on a campaign finance report (Form GPAC) covering the period in which it made the credit card charge:

1. A \$500 expenditure on the “Expenditures Made by Credit Card” Schedule (F4). The schedule identifies the newspaper as the payee of the expenditure and includes the address, date, amount, a category of the expenditure as “Advertising Expense,” and a description as “Political Advertising.” In Section 9 of the schedule, the box for “Political” is also checked.
2. The \$500 amount reported on the “Expenditures Made by Credit Card” Schedule (F4) will also be included in the appropriate sections of Cover Sheet Pages 2 and 3.

To report the payment to the credit card company, the committee’s campaign treasurer would also report all of the following on a campaign finance report (Form GPAC) covering the period in which it made the payment to the credit card company:

1. A \$500 expenditure on the “Political Expenditures from Political Contributions” Schedule (F1). The schedule identifies the credit card company as the payee of the expenditure and includes the address, date, amount, a category of the expenditure as

“Credit Card Payment,” and a description as “Payment of credit card bill for political advertising.”

2. The \$500 amount reported on the “Political Expenditures from Political Contributions” Schedule (F1) will also be included in the appropriate sections of Cover Sheet Pages 2 and 3.

Example #4: Candidate Using Credit Card to Make a Political Expenditure and Using Political Contributions to Pay the Credit Card Bill in Different Reporting Periods

A candidate for *judicial* office uses her credit card to buy \$500 in political advertising in a newspaper. The candidate receives the statement from the credit card company but does not send a payment until after the reporting period ends. When the candidate sends a payment to the credit card company, she makes a \$500 payment from her political contributions account.

To report the credit card charge, the candidate would report all of the following on a campaign finance report (Form JC/OH) covering the period in which she made the credit card charge:

1. A \$500 expenditure on the “Expenditures Made by Credit Card” Schedule (F4). The schedule identifies the newspaper as the payee of the expenditure and includes the address, date, amount, a category of the expenditure as “Advertising Expense,” and a description as “Political Advertising.” In Section 9 of the schedule, the box for “Political” is also checked.
2. The \$500 amount reported on the “Expenditures Made by Credit Card” Schedule (F4) will also be included in the appropriate sections of Cover Sheet Pages 2 and 3.

To report the payment to the credit card company, the candidate would also report all of the following on a campaign finance report (Form JC/OH) covering the period in which the payment to the credit card company was made:

1. A \$500 expenditure on the “Political Expenditures from Political Contributions” Schedule (F1). The schedule identifies the credit card company as the payee of the expenditure and includes the address, date, amount, a category of the expenditure as “Credit Card Payment,” and a description as “Payment of credit card bill for political advertising.”
2. The \$500 amount reported on the “Political Expenditures from Political Contributions” Schedule (F1) will also be included in the appropriate sections of Cover Sheet Pages 2 and 3.

EXAMPLES: PURPOSE OF EXPENDITURES

This list is for illustrative purposes only. It is intended to provide helpful information and to assist filers in reporting the purpose of an expenditure. However, it is not, and is not intended to be, an exhaustive or an exclusive list of how a filer may permissibly report the purpose of an expenditure.

(1) Example: Candidate X is seeking the office of State Representative, District 2000. She purchases an airline ticket from ABC Airlines to attend a campaign rally within District 2000. The acceptable category for this expenditure is “travel in district.” The candidate activity that is accomplished by making the expenditure is to attend a campaign rally. An acceptable brief statement is “airline ticket to attend campaign event.”

(2) Example: Candidate X purchases an airline ticket to attend a campaign event outside of District 2000 but within Texas, the acceptable category is “travel out of district.” The candidate activity that is accomplished by making the expenditure is to attend a campaign event. An acceptable brief statement is “airline ticket to attend campaign or officeholder event.”

(3) Example: Candidate X purchases an airline ticket to attend an officeholder related seminar outside of Texas. The acceptable method for the purpose of this expenditure is by selecting the “travel out of district” category and completing the “Schedule T” (used to report travel outside of Texas).

(4) Example: Candidate X contracts with an individual to do various campaign related tasks such as work on a campaign phone bank, sign distribution, and staffing the office. The acceptable category is “salaries/wages/contract labor.” The candidate activity that is accomplished by making the expenditure is to compensate an individual working on the campaign. An acceptable brief statement is “contract labor for campaign services.”

(5) Example: Officeholder X is seeking re-election and makes an expenditure to purchase a vehicle to use for campaign purposes and permissible officeholder purposes. The acceptable category is “transportation equipment and related expenses” and an acceptable brief description is “purchase of campaign/officeholder vehicle.”

(6) Example: Candidate X makes an expenditure to repair a flat tire on a campaign vehicle purchased with political funds. The acceptable category is “transportation equipment and related expenses” and an acceptable brief description is “campaign vehicle repairs.”

(7) Example: Officeholder X purchases flowers for a constituent. The acceptable category is “gifts/awards/memorials expense” and an acceptable brief description is “flowers for constituent.”

(8) Example: Political Committee XYZ makes a political contribution to Candidate X. The acceptable category is “contributions/donations made by candidate/officeholder/political committee” and an acceptable brief description is “campaign contribution.”

(9) Example: Candidate X makes an expenditure for a filing fee to get his name on the ballot. The acceptable category is “fees” and an acceptable brief description is “candidate filing fee.”

(10) Example: Officeholder X makes an expenditure to attend a seminar related to performing a duty or engaging in an activity in connection with the office. The acceptable category is “fees” and an acceptable brief description is “attend officeholder seminar.”

(11) Example: Candidate X makes an expenditure for political advertising to be broadcast by radio. The acceptable category is “advertising expense” and an acceptable brief description is “political advertising.” Similarly, Candidate X makes an expenditure for political advertising to appear in a newspaper. The acceptable category is “advertising expense” and an acceptable brief description is “political advertising.”

(12) Example: Officeholder X makes expenditures for printing and postage to mail a letter to all of her constituents, thanking them for their participation during the legislative session. Acceptable categories are “advertising expense” OR “printing expense” and an acceptable brief description is “letter to constituents.”

(13) Example: Officeholder X makes an expenditure to pay the campaign office electric bill. The acceptable category is “office overhead/rental expense” and an acceptable brief description is “campaign office electric bill.”

(14) Example: Officeholder X makes an expenditure to purchase paper, postage, and other supplies for the campaign office. The acceptable category is “office overhead/rental expense” and an acceptable brief description is “campaign office supplies.”

(15) Example: Officeholder X makes an expenditure to pay the campaign office monthly rent. The acceptable category is “office overhead/rental expense” and an acceptable brief description is “campaign office rent.”

(16) Example: Candidate X hires a consultant for fundraising services. The acceptable category is “consulting expense” and an acceptable brief description is “campaign services.”

(17) Example: Candidate/Officeholder X pays his attorney for legal fees related to either campaign matters or officeholder matters. The acceptable category is “legal services” and an acceptable brief description is “legal fees for campaign” or “for officeholder matters.”

(18) Example: Candidate/Officeholder X makes food and beverage expenditures for a meeting with her constituents. The acceptable category is “food/beverage expense” and an acceptable brief statement is “meeting with constituents.”

(19) Example: Candidate X makes food and beverage expenditures for a meeting to discuss candidate issues. The acceptable category is “food/beverage expense” and an acceptable brief statement is “meeting to discuss campaign issues.”

(20) Example: Officeholder X makes food and beverage expenditures for a meeting to discuss officeholder issues. The acceptable category is “food/beverage expense” and an acceptable brief statement is “meeting to discuss officeholder issues.”

(21) Example: Candidate/Officeholder X makes food and beverage expenditures for a meeting to discuss campaign and officeholder issues. The acceptable category is “food/beverage expense” and an acceptable brief statement is “meeting to discuss campaign/officeholder issues.”

EXAMPLES: REPORTING EXPENDITURES FROM PERSONAL FUNDS

This list is for illustrative purposes only. It is intended to provide helpful information and to assist filers in reporting expenditures from personal funds.

If you intend to seek reimbursement of any amount from political contributions for a political expenditure made from your personal funds, you must report the expenditure in one of three ways. Keep in mind that this reporting system is not an accounting system and duplication of expenditures is not uncommon when reporting transactions related to expenditures made from personal funds.

Method #1: Itemize the expenditure on the “Political Expenditures Made from Personal Funds” schedule (Schedule G) and check the box to indicate that you intend to seek reimbursement from political contributions. You may not correct a report to allow reimbursement without subjecting yourself to a possible penalty. When you reimburse yourself, which could be months or years later, report the reimbursement on the “Political Expenditures” schedule (Schedule F1).

Example: On December 1, 2007, Candidate A spends \$500 of her own personal funds to purchase political advertising signs. She reports the expenditure to the vendor on Schedule G and checks the box to indicate that reimbursement is intended. One year later, Candidate A reimburses herself from political contributions. She reports the reimbursement on Schedule F1. Candidate A is the payee and the purpose of the expenditure is to reimburse herself for a political expenditure made from personal funds on December 1, 2007.

If you intend to seek reimbursement from political contributions for a political expenditure of any amount made from personal funds, you must itemize the expenditure on Schedule G.

Method #2: Report the political expenditures made from your personal funds as a loan to your campaign on the “Loans” schedule (Schedule E). Next, report the political expenditures made from that loan as if they were made from political funds (report on Schedules F1, F2, F3, F4, or H as appropriate). Do NOT report political expenditures made from the loan on Schedule G.

The amount you report as a loan in a reporting period may NOT exceed the amount you actually spent from personal funds in that reporting period. In other words, do not report a \$100,000 loan to your campaign if the amount actually spent from personal funds in the reporting period was \$5,000. When you reimburse yourself, which could be months or years later, report the reimbursement on the Schedule F1.

Example: In one reporting period, Candidate B spends \$5,000 of his own personal funds to purchase political advertising materials. He spends \$3,000 at Business One and \$2,000 at Business Two. He reports the expenditures as a \$5,000 loan on Schedule E and then itemizes each of the two expenditures as a political expenditure on Schedule F1. A year later, Candidate B reimburses himself from political contributions by disclosing the reimbursement on Schedule F1. He reports the reimbursement on Schedule F1. The payee in this instance is Candidate B, the category of the expenditure is “Loan Repayment/Reimbursement,” and “political expenditure made from personal funds reported as a loan” is an acceptable brief description.

Method #3: Deposit personal funds in an account in which your political contributions are maintained and report that amount as a loan on the "Loans" schedule (Schedule E). Next, report the political expenditures made from that loan as if they were made from political funds (report on Schedules F1, F2, F3, or H as appropriate). When you reimburse yourself, which could be months or years later, report the reimbursement on the Schedule F1. The reimbursement may not exceed the amount reported as a loan. Personal funds deposited in an account in which political contributions are held are subject to the personal use restriction.)

Example: In one reporting period, Candidate C opens a campaign bank account and deposits \$5,000 of her own personal funds into the account. She makes one \$3,000 expenditure for political advertising. Candidate C has no other activity in the reporting period. She reports the \$5,000 as a loan on Schedule E, itemizes the \$3,000 expenditure for the political advertising on Schedule F1, and includes the remaining \$2,000 on her contributions maintained at the end of the reporting period total. A year later, Candidate C reimburses herself from political contributions by disclosing the reimbursement on Schedule F1. The payee in this instance is Candidate C, the category of expenditure is "Loan Repayment/Reimbursement," and "political expenditure made from personal funds reported as a loan" is an acceptable brief description.

EXAMPLES: REPORTING STAFF REIMBURSEMENT

This list is for illustrative purposes only. It is intended to provide helpful information and to assist filers in reporting staff reimbursements.

When a staff member makes political payment(s) out of his or her personal funds, how you disclose the payment(s) depends on two things: 1) the aggregate total of those payments in the reporting period; and 2) whether or not you reimburse the staff worker in the same reporting period.

Example #1: The payment out of the staff worker's personal funds does not exceed \$5,000 in the reporting period **and** you reimburse the staff worker from political funds in the same reporting period – You will simply itemize the payment (if over the \$190 itemization threshold) on Schedule F1 as if you made the expenditure directly to the vendor out of your political funds, with the name of the vendor who sold the goods or services as the payee for the expenditure. **Do not** disclose as the payee the name of your staff worker.

Example #2: The payment(s) out of the staff worker's personal funds are over \$5,000 in the aggregate in the reporting period **and** you reimburse the staff worker from political funds in the same reporting period – You will use a 3-step process, disclosing everything on the same report: (1) On Schedule E, disclose the total amount paid from the staff worker's personal funds as a loan from the staff worker to your campaign; (2) On Schedule F1, itemize the payments made by your staff worker separately, with the names of the vendors who sold the goods or services to your staff worker as the payees for the expenditures. **Do not** disclose as the payee the name of your staff worker; and (3) On Schedule F1, disclose the payment to your staff worker for the reimbursement of the loan.

Example #3: The payment(s) out of the staff worker's personal funds do not exceed \$5,000 in the aggregate in the reporting period **but** you reimburse the staff worker from political funds in a different reporting period – You will use a 3-step process, disclosing steps 1 and 2 on the same report and step 3 later, when the reimbursement occurs: (1) On Schedule E, disclose the total amount paid from the staff worker's personal funds as a loan from the staff worker to your campaign; (2) On Schedule F1, itemize the payments made by your staff worker separately, with the names of the vendors who sold the goods or services to your staff worker as the payees for the expenditures. **Do not** disclose as the payee the name of your staff worker; and (3) When you reimburse your staff worker, if ever, disclose on Schedule F1 of the report covering the period in which the reimbursement occurs the payment to your staff worker for the reimbursement of the loan.

CANDIDATE / OFFICEHOLDER CAMPAIGN FINANCE REPORT

**FORM C/OH
COVER SHEET PG 1**

The C/OH Instruction Guide explains how to complete this form.

1 Filer ID (Ethics Commission Filers)

2 Total pages filed:

3 CANDIDATE / OFFICEHOLDER NAME	MS / MRS / MR	FIRST	MI	OFFICE USE ONLY		
	NICKNAME	LAST	SUFFIX			
4 CANDIDATE / OFFICEHOLDER MAILING ADDRESS Change of Address	ADDRESS / PO BOX;	APT / SUITE #;	CITY;	STATE;	ZIP CODE	Date Hand-delivered or Date Postmarked
	AREA CODE	PHONE NUMBER	EXTENSION	Receipt #	Amount \$	
5 CANDIDATE / OFFICEHOLDER PHONE ()	MS / MRS / MR	FIRST	MI	Date Processed	Date Imaged	STREET ADDRESS (NO PO BOX PLEASE); APT / SUITE #; CITY; STATE; ZIP CODE
6 CAMPAIGN TREASURER NAME	NICKNAME	LAST	SUFFIX			
7 CAMPAIGN TREASURER ADDRESS (Residence or Business)	AREA CODE	PHONE NUMBER	EXTENSION			
8 CAMPAIGN TREASURER PHONE ()						
9 REPORT TYPE	<input type="checkbox"/> January 15	<input type="checkbox"/> 30th day before election	<input type="checkbox"/> Runoff	<input type="checkbox"/> 15th day after campaign treasurer appointment (Officeholder Only)		
	<input type="checkbox"/> July 15	<input type="checkbox"/> 8th day before election	<input type="checkbox"/> Exceeded Modified Reporting Limit	<input type="checkbox"/> Final Report (Attach C/OH - FR)		
10 PERIOD COVERED	Month Day Year	THROUGH		Month Day Year		
11 ELECTION	ELECTION DATE		ELECTION TYPE			
	Month Day Year	Primary	Runoff	Other Description		
12 OFFICE	OFFICE HELD (if any)			13 OFFICE SOUGHT (if known)		
14 NOTICE FROM POLITICAL COMMITTEE(S) Additional Pages	THIS BOX IS FOR NOTICE OF POLITICAL CONTRIBUTIONS ACCEPTED OR POLITICAL EXPENDITURES MADE BY POLITICAL COMMITTEES TO SUPPORT THE CANDIDATE / OFFICEHOLDER. THESE EXPENDITURES MAY HAVE BEEN MADE WITHOUT THE CANDIDATE'S OR OFFICEHOLDER'S KNOWLEDGE OR CONSENT. CANDIDATES AND OFFICEHOLDERS ARE REQUIRED TO REPORT THIS INFORMATION ONLY IF THEY RECEIVE NOTICE OF SUCH EXPENDITURES.					
	COMMITTEE TYPE	COMMITTEE NAME				
	GENERAL	COMMITTEE ADDRESS				
	SPECIFIC	COMMITTEE CAMPAIGN TREASURER NAME				
		COMMITTEE CAMPAIGN TREASURER ADDRESS				

GO TO PAGE 2

CANDIDATE / OFFICEHOLDER CAMPAIGN FINANCE REPORT

**FORM C/OH
COVER SHEET PG 2**

15 C/OH NAME		16 Filer ID (Ethics Commission Filers)
17 CONTRIBUTION TOTALS	1. TOTAL UNITEMIZED POLITICAL CONTRIBUTIONS (OTHER THAN PLEDGES, LOANS, OR GUARANTEES OF LOANS, OR CONTRIBUTIONS MADE ELECTRONICALLY)	\$
	2. TOTAL POLITICAL CONTRIBUTIONS (OTHER THAN PLEDGES, LOANS, OR GUARANTEES OF LOANS)	\$
EXPENDITURE TOTALS	3. TOTAL UNITEMIZED POLITICAL EXPENDITURE.	\$
	4. TOTAL POLITICAL EXPENDITURES	\$
CONTRIBUTION BALANCE	5. TOTAL POLITICAL CONTRIBUTIONS MAINTAINED AS OF THE LAST DAY OF REPORTING PERIOD	\$
OUTSTANDING LOAN TOTALS	6. TOTAL PRINCIPAL AMOUNT OF ALL OUTSTANDING LOANS AS OF THE LAST DAY OF THE REPORTING PERIOD	\$

18 SIGNATURE I swear, or affirm, under penalty of perjury, that the accompanying report is true and correct and includes all information required to be reported by me under Title 15, Election Code.

Signature of Candidate or Officeholder

Please complete either option below:

(1) Affidavit

NOTARY STAMP / SEAL

Sworn to and subscribed before me by _____ this the _____ day of _____, 20 _____, to certify which, witness my hand and seal of office.

Signature of officer administering oath

Printed name of officer administering oath

Title of officer administering oath

OR

(2) Unsworn Declaration

My name is _____, and my date of birth is _____.

My address is _____, _____, _____, _____, _____.
(street) (city) (state) (zip code) (country)

Executed in _____ County, State of _____, on the _____ day of _____, 20_____.
(month) (year)

Signature of Candidate/Officeholder (Declarant)

SUBTOTALS - C/OH

FORM C/OH COVER SHEET PG 3

19 FILER NAME

20 Filer ID (Ethics Commission Filers)

21 SCHEDULE SUBTOTALS
NAME OF SCHEDULE

SUBTOTAL
AMOUNT

1.	SCHEDULE A1: MONETARY POLITICAL CONTRIBUTIONS	\$
2.	SCHEDULE A2: NON-MONETARY (IN-KIND) POLITICAL CONTRIBUTIONS	\$
3.	SCHEDULE B: PLEDGED CONTRIBUTIONS	\$
4.	SCHEDULE E: LOANS	\$
5.	SCHEDULE F1: POLITICAL EXPENDITURES MADE FROM POLITICAL CONTRIBUTIONS	\$
6.	SCHEDULE F2: UNPAID INCURRED OBLIGATIONS	\$
7.	SCHEDULE F3: PURCHASE OF INVESTMENTS MADE FROM POLITICAL CONTRIBUTIONS	\$
8.	SCHEDULE F4: EXPENDITURES MADE BY CREDIT CARD	\$
9.	SCHEDULE G: POLITICAL EXPENDITURES MADE FROM PERSONAL FUNDS	\$
10.	SCHEDULE H: PAYMENT MADE FROM POLITICAL CONTRIBUTIONS TO A BUSINESS OF C/OH	\$
11.	SCHEDULE I: NON-POLITICAL EXPENDITURES MADE FROM POLITICAL CONTRIBUTIONS	\$
12.	SCHEDULE K: INTEREST, CREDITS, GAINS, REFUNDS, AND CONTRIBUTIONS RETURNED TO FILER	\$

MONETARY POLITICAL CONTRIBUTIONS

SCHEDULE A1

If the requested information is not applicable, **DO NOT** include this page in the report.

The Instruction Guide explains how to complete this form.		1 Total pages Schedule A1:
2 FILER NAME		3 Filer ID (Ethics Commission Filers)
4 Date	5 Full name of contributor out-of-state PAC (ID#: _____) 6 Contributor address; City; State; Zip Code	7 Amount of contribution (\$)
8 Principal occupation / Job title (See Instructions)		9 Employer (See Instructions)
Date	Full name of contributor out-of-state PAC (ID#: _____) Contributor address; City; State; Zip Code	Amount of contribution (\$)
Principal occupation / Job title (See Instructions)		Employer (See Instructions)
Date	Full name of contributor out-of-state PAC (ID#: _____) Contributor address; City; State; Zip Code	Amount of contribution (\$)
Principal occupation / Job title (See Instructions)		Employer (See Instructions)
Date	Full name of contributor out-of-state PAC (ID#: _____) Contributor address; City; State; Zip Code	Amount of contribution (\$)
Principal occupation / Job title (See Instructions)		Employer (See Instructions)

ATTACH ADDITIONAL COPIES OF THIS SCHEDULE AS NEEDED
 If contributor is out-of-state PAC, please see Instruction guide for additional reporting requirements.

NON-MONETARY (IN-KIND) POLITICAL CONTRIBUTIONS

SCHEDULE A2

If the requested information is not applicable, **DO NOT** include this page in the report.

The Instruction Guide explains how to complete this form.		1 Total pages Schedule A2:	
2 FILER NAME		3 Filer ID (Ethics Commission Filers)	
4 TOTAL OF UNITEMIZED IN-KIND POLITICAL CONTRIBUTIONS		\$	
5 Date	6 Full name of contributor <input type="checkbox"/> out-of-state PAC (ID#: _____)	8 Amount of Contribution \$	9 In-kind contribution description
 7 Contributor address; City; State; Zip Code		
		Check if travel outside of Texas. Complete Schedule T.	
10 Principal occupation / Job title (FOR NON-JUDICIAL)(See Instructions)		11 Employer (FOR NON-JUDICIAL)(See Instructions)	
12 Contributor's principal occupation (FOR JUDICIAL)		13 Contributor's job title (FOR JUDICIAL)(See Instructions)	
14 Contributor's employer/law firm (FOR JUDICIAL)		15 Law firm of contributor's spouse (if any) (FOR JUDICIAL)	
16 If contributor is a child, law firm of parent(s) (if any) (FOR JUDICIAL)			
Date	Full name of contributor <input type="checkbox"/> out-of-state PAC (ID#: _____)	Amount of Contribution \$	In-kind contribution description
 Contributor address; City; State; Zip Code		
		Check if travel outside of Texas. Complete Schedule T.	
Principal occupation / Job title (FOR NON-JUDICIAL) (See Instructions)		Employer (FOR NON-JUDICIAL)(See Instructions)	
Contributor's principal occupation (FOR JUDICIAL)		Contributor's job title (FOR JUDICIAL)(See Instructions)	
Contributor's employer/law firm (FOR JUDICIAL)		Law firm of contributor's spouse (if any) (FOR JUDICIAL)	
If contributor is a child, law firm of parent(s) (if any) (FOR JUDICIAL)			

ATTACH ADDITIONAL COPIES OF THIS SCHEDULE AS NEEDED

If contributor is out-of-state PAC, please see instruction guide for additional reporting requirements.

PLEGGED CONTRIBUTIONS

SCHEDULE B

If the requested information is not applicable, **DO NOT** include this page in the report.

The Instruction Guide explains how to complete this form.		1 Total pages Schedule B:	
2 FILER NAME		3 Filer ID (Ethics Commission Filers)	
4 TOTAL OF UNITEMIZED PLEDGES		\$	
5 Date	6 Full name of pledgor <input type="checkbox"/> out-of-state PAC (ID#: _____) 7 Pledgor address; City; State; Zip Code	8 Amount of Pledge \$	9 In-kind contribution description Check if travel outside of Texas. Complete Schedule T.
10 Principal occupation / Job title (See Instructions)		11 Employer (See Instructions)	
Date	Full name of pledgor <input type="checkbox"/> out-of-state PAC (ID#: _____) Pledgor address; City; State; Zip Code	Amount of Pledge \$	In-kind contribution description Check if travel outside of Texas. Complete Schedule T.
Principal occupation / Job title (See Instructions)		Employer (See Instructions)	
Date	Full name of pledgor <input type="checkbox"/> out-of-state PAC (ID#: _____) Pledgor address; City; State; Zip Code	Amount of Pledge \$	In-kind contribution description Check if travel outside of Texas. Complete Schedule T.
Principal occupation / Job title (See Instructions)		Employer (See Instructions)	
Date	Full name of pledgor <input type="checkbox"/> out-of-state PAC (ID#: _____) Pledgor address; City; State; Zip Code	Amount of Pledge \$	In-kind contribution description Check if travel outside of Texas. Complete Schedule T.
Principal occupation / Job title (See Instructions)		Employer (See Instructions)	

ATTACH ADDITIONAL COPIES OF THIS SCHEDULE AS NEEDED
If contributor is out-of-state PAC, please see Instruction guide for additional reporting requirements.

LOANS

SCHEDULE E

If the requested information is not applicable, **DO NOT** include this page in the report.

The Instruction Guide explains how to complete this form.		1 Total pages Schedule E:
2 FILER NAME		3 Filer ID (Ethics Commission Filers)
4 TOTAL OF UNITEMIZED LOANS		\$
5 Date of loan	7 Name of lender <input type="checkbox"/> out-of-state PAC (ID#: _____)	9 Loan Amount (\$)
6 Is lender a financial Institution? <input type="checkbox"/> Y <input type="checkbox"/> N	8 Lender address; City; State; Zip Code	10 Interest rate
		11 Maturity date
12 Principal occupation / Job title (See Instructions)		13 Employer (See Instructions)
14 Description of Collateral none		15 Check if personal funds were deposited into political account (See Instructions)
16 GUARANTOR INFORMATION not applicable	17 Name of guarantor	19 Amount Guaranteed (\$)
	18 Guarantor address; City; State; Zip Code	
20 Principal Occupation (See Instructions)		21 Employer (See Instructions)
Date of loan	Name of lender <input type="checkbox"/> out-of-state PAC (ID#: _____)	Loan Amount (\$)
Is lender a financial Institution? <input type="checkbox"/> Y <input type="checkbox"/> N	Lender address; City; State; Zip Code	Interest rate
		Maturity date
Principal occupation / Job title (See Instructions)		Employer (See Instructions)
Description of Collateral none		Check if personal funds were deposited into political account (See Instructions)
GUARANTOR INFORMATION not applicable	Name of guarantor	Amount Guaranteed (\$)
	Guarantor address; City; State; Zip Code	
Principal Occupation (See Instructions)		Employer (See Instructions)

ATTACH ADDITIONAL COPIES OF THIS SCHEDULE AS NEEDED

If lender is out-of-state PAC, please see Instruction guide for additional reporting requirements.

POLITICAL EXPENDITURES MADE FROM POLITICAL CONTRIBUTIONS

SCHEDULE F1

If the requested information is not applicable, **DO NOT** include this page in the report.

EXPENDITURE CATEGORIES FOR BOX 8(a)

Advertising Expense	Event Expense	Loan Repayment/Reimbursement	Solicitation/Fundraising Expense
Accounting/Banking	Fees	Office Overhead/Rental Expense	Transportation Equipment & Related Expense
Consulting Expense	Food/Beverage Expense	Polling Expense	Travel In District
Contributions/Donations Made By	Gift/Awards/Memorials Expense	Printing Expense	Travel Out Of District
Candidate/Officeholder/Political Committee	Legal Services	Salaries/Wages/Contract Labor	Other (enter a category not listed above)
Credit Card Payment			

The Instruction Guide explains how to complete this form.

1 Total pages Schedule F1:	2 FILER NAME	3 Filer ID (Ethics Commission Filers)
4 Date	5 Payee name	
6 Amount (\$)	7 Payee address;	City; State; Zip Code
PURPOSE OF EXPENDITURE	(a) Category (See Categories listed at the top of this schedule)	(b) Description
	(c) Check if travel outside of Texas. Complete Schedule T. Check if Austin, TX, officeholder living expense	
9 Complete <u>ONLY</u> if direct expenditure to benefit C/OH	Candidate / Officeholder name	Office sought Office held
Date	Payee name	
Amount (\$)	Payee address;	City; State; Zip Code
PURPOSE OF EXPENDITURE	Category (See Categories listed at the top of this schedule)	Description
	Check if travel outside of Texas. Complete Schedule T. Check if Austin, TX, officeholder living expense	
Complete <u>ONLY</u> if direct expenditure to benefit C/OH	Candidate / Officeholder name	Office sought Office held
Date	Payee name	
Amount (\$)	Payee address;	City; State; Zip Code
PURPOSE OF EXPENDITURE	Category (See Categories listed at the top of this schedule)	Description
	Check if travel outside of Texas. Complete Schedule T. Check if Austin, TX, officeholder living expense	
Complete <u>ONLY</u> if direct expenditure to benefit C/OH	Candidate / Officeholder name	Office sought Office held

ATTACH ADDITIONAL COPIES OF THIS SCHEDULE AS NEEDED

UNPAID INCURRED OBLIGATIONS

SCHEDULE F2

If the requested information is not applicable, **DO NOT** include this page in the report.

EXPENDITURE CATEGORIES FOR BOX 10(a)

Advertising Expense	Event Expense	Loan Repayment/Reimbursement	Solicitation/Fundraising Expense
Accounting/Banking	Fees	Office Overhead/Rental Expense	Transportation Equipment & Related Expense
Consulting Expense	Food/Beverage Expense	Polling Expense	Travel In District
Contributions/Donations Made By	Gift/Awards/Memorials Expense	Printing Expense	Travel Out Of District
Candidate/Officeholder/Political Committee	Legal Services	Salaries/Wages/Contract Labor	Other (enter a category not listed above)

The Instruction Guide explains how to complete this form.

1 Total pages Schedule F2:	2 FILER NAME	3 Filer ID (Ethics Commission Filers)
-----------------------------------	---------------------	--

4 TOTAL OF UNITEMIZED UNPAID INCURRED OBLIGATIONS	\$
--	----

5 Date	6 Payee name
---------------	---------------------

7 Amount (\$)	8 Payee address; City; State; Zip Code
----------------------	---

9 TYPE OF EXPENDITURE	<input type="checkbox"/> Political	<input type="checkbox"/> Non-Political
------------------------------	------------------------------------	--

10 PURPOSE OF EXPENDITURE	(a) Category (See Categories listed at the top of this schedule)	(b) Description
	(c) Check if travel outside of Texas. Complete Schedule T.	Check if Austin, TX, officeholder living expense

11 Complete <u>ONLY</u> if direct expenditure to benefit C/OH	Candidate / Officeholder name	Office sought	Office held
--	-------------------------------	---------------	-------------

Date	Payee name
------	------------

Amount (\$)	Payee address; City; State; Zip Code
-------------	--------------------------------------

TYPE OF EXPENDITURE	<input type="checkbox"/> Political	<input type="checkbox"/> Non-Political
---------------------	------------------------------------	--

PURPOSE OF EXPENDITURE	Category (See Categories listed at the top of this schedule)	Description
	Check if travel outside of Texas. Complete Schedule T.	Check if Austin, TX, officeholder living expense

Complete <u>ONLY</u> if direct expenditure to benefit C/OH	Candidate / Officeholder name	Office sought	Office held
--	-------------------------------	---------------	-------------

--

ATTACH ADDITIONAL COPIES OF THIS SCHEDULE AS NEEDED

PURCHASE OF INVESTMENTS MADE FROM POLITICAL CONTRIBUTIONS

SCHEDULE F3

If the requested information is not applicable, **DO NOT** include this page in the report.

The Instruction Guide explains how to complete this form.		1 Total pages Schedule F3:
2 FILER NAME		3 Filer ID (Ethics Commission Filers)
4 Date	5 Name of person from whom investment is purchased	
	
	6 Address of person from whom investment is purchased; City; State; Zip Code	
	7 Description of investment	
	8 Amount of investment (\$)	
Date	Name of person from whom investment is purchased	
	
	Address of person from whom investment is purchased; City; State; Zip Code	
	Description of investment	
	Amount of investment (\$)	

ATTACH ADDITIONAL COPIES OF THIS SCHEDULE AS NEEDED

EXPENDITURES MADE BY CREDIT CARD

SCHEDULE F4

If the requested information is not applicable, **DO NOT** include this page in the report.

EXPENDITURE CATEGORIES FOR BOX 10(a)

Advertising Expense	Event Expense	Loan Repayment/Reimbursement	Solicitation/Fundraising Expense
Accounting/Banking	Fees	Office Overhead/Rental Expense	Transportation Equipment & Related Expense
Consulting Expense	Food/Beverage Expense	Polling Expense	Travel In District
Contributions/Donations Made By	Gift/Awards/Memorials Expense	Printing Expense	Travel Out Of District
Candidate/Officeholder/Political Committee	Legal Services	Salaries/Wages/Contract Labor	Other (enter a category not listed above)

The Instruction Guide explains how to complete this form.

1 Total pages Schedule F4:	2 FILER NAME	3 Filer ID (Ethics Commission Filers)
4 TOTAL OF UNITEMIZED EXPENDITURES CHARGED TO A CREDIT CARD		\$
5 Date	6 Payee name	
7 Amount (\$)	8 Payee address;	City; State; Zip Code
9 TYPE OF EXPENDITURE	<input type="checkbox"/> Political <input type="checkbox"/> Non-Political	
10 PURPOSE OF EXPENDITURE	(a) Category (See Categories listed at the top of this schedule)	(b) Description
	(c) Check if travel outside of Texas. Complete Schedule T. Check if Austin, TX, officeholder living expense	
11 Complete <u>ONLY</u> if direct expenditure to benefit C/OH	Candidate / Officeholder name	Office sought Office held
Date	Payee name	
Amount (\$)	Payee address;	City; State; Zip Code
TYPE OF EXPENDITURE	<input type="checkbox"/> Political <input type="checkbox"/> Non-Political	
PURPOSE OF EXPENDITURE	Category (See Categories listed at the top of this schedule)	Description
	Check if travel outside of Texas. Complete Schedule T. Check if Austin, TX, officeholder living expense	
Complete <u>ONLY</u> if direct expenditure to benefit C/OH	Candidate / Officeholder name	Office sought Office held

ATTACH ADDITIONAL COPIES OF THIS SCHEDULE AS NEEDED

POLITICAL EXPENDITURES MADE FROM PERSONAL FUNDS

SCHEDULE G

If the requested information is not applicable, **DO NOT** include this page in the report.

EXPENDITURE CATEGORIES FOR BOX 8(a)

Advertising Expense	Event Expense	Loan Repayment/Reimbursement	Solicitation/Fundraising Expense
Accounting/Banking	Fees	Office Overhead/Rental Expense	Transportation Equipment & Related Expense
Consulting Expense	Food/Beverage Expense	Polling Expense	Travel In District
Contributions/Donations Made By	Gift/Awards/Memorials Expense	Printing Expense	Travel Out Of District
Candidate/Officeholder/Political Committee	Legal Services	Salaries/Wages/Contract Labor	Other (enter a category not listed above)
Credit Card Payment			

The Instruction Guide explains how to complete this form.

1 Total pages Schedule G:	2 FILER NAME	3 Filer ID (Ethics Commission Filers)
4 Date	5 Payee name	
6 Amount (\$) Reimbursement from political contributions intended	7 Payee address; City; State; Zip Code	
8 PURPOSE OF EXPENDITURE	(a) Category (See Categories listed at the top of this schedule)	(b) Description
	(c) Check if travel outside of Texas. Complete Schedule T.	Check if Austin, TX, officeholder living expense
9 Complete <u>ONLY</u> if direct expenditure to benefit C/OH	Candidate / Officeholder name	Office sought Office held
Date	Payee name	
Amount (\$) Reimbursement from political contributions intended	Payee address; City; State; Zip Code	
PURPOSE OF EXPENDITURE	Category (See Categories listed at the top of this schedule)	Description
	Check if travel outside of Texas. Complete Schedule T.	Check if Austin, TX, officeholder living expense
Complete <u>ONLY</u> if direct expenditure to benefit C/OH	Candidate / Officeholder name	Office sought Office held
Date	Payee name	
Amount (\$) Reimbursement from political contributions intended	Payee address; City; State; Zip Code	
PURPOSE OF EXPENDITURE	Category (See Categories listed at the top of this schedule)	Description
	Check if travel outside of Texas. Complete Schedule T.	Check if Austin, TX, officeholder living expense
Complete <u>ONLY</u> if direct expenditure to benefit C/OH	Candidate / Officeholder name	Office sought Office held
Date	Payee name	
Amount (\$) Reimbursement from political contributions intended	Payee address; City; State; Zip Code	
PURPOSE OF EXPENDITURE	Category (See Categories listed at the top of this schedule)	Description
	Check if travel outside of Texas. Complete Schedule T.	Check if Austin, TX, officeholder living expense
Complete <u>ONLY</u> if direct expenditure to benefit C/OH	Candidate / Officeholder name	Office sought Office held

ATTACH ADDITIONAL COPIES OF THIS SCHEDULE AS NEEDED

PAYMENT MADE FROM POLITICAL CONTRIBUTIONS TO A BUSINESS OF C/OH

SCHEDULE H

If the requested information is not applicable, **DO NOT** include this page in the report.

EXPENDITURE CATEGORIES FOR BOX 8(a)

Advertising Expense	Event Expense	Loan Repayment/Reimbursement	Solicitation/Fundraising Expense
Accounting/Banking	Fees	Office Overhead/Rental Expense	Transportation Equipment & Related Expense
Consulting Expense	Food/Beverage Expense	Polling Expense	Travel In District
Contributions/Donations Made By	Gift/Awards/Memorials Expense	Printing Expense	Travel Out Of District
Candidate/Officeholder/Political Committee	Legal Services	Salaries/Wages/Contract Labor	Other (enter a category not listed above)
Credit Card Payment			

The Instruction Guide explains how to complete this form.

1 Total pages Schedule H:	2 FILER NAME	3 Filer ID (Ethics Commission Filers)
4 Date	5 Business name	
6 Amount (\$)	7 Business address;	City; State; Zip Code
8 PURPOSE OF EXPENDITURE	(a) Category (See Categories listed at the top of this schedule)	(b) Description
	(c) Check if travel outside of Texas. Complete Schedule T. Check if Austin, TX, officeholder living expense	
9 Complete <u>ONLY</u> if direct expenditure to benefit C/OH	Candidate / Officeholder name	Office sought Office held
Date	Business name	
Amount (\$)	Business address;	City; State; Zip Code
PURPOSE OF EXPENDITURE	Category (See Categories listed at the top of this schedule)	Description
	Check if travel outside of Texas. Complete Schedule T. Check if Austin, TX, officeholder living expense	
Complete <u>ONLY</u> if direct expenditure to benefit C/OH	Candidate / Officeholder name	Office sought Office held
Date	Business name	
Amount (\$)	Business address;	City; State; Zip Code
PURPOSE OF EXPENDITURE	Category (See Categories listed at the top of this schedule)	Description
	Check if travel outside of Texas. Complete Schedule T. Check if Austin, TX, officeholder living expense	
Complete <u>ONLY</u> if direct expenditure to benefit C/OH	Candidate / Officeholder name	Office sought Office held

ATTACH ADDITIONAL COPIES OF THIS SCHEDULE AS NEEDED

NON-POLITICAL EXPENDITURES MADE FROM POLITICAL CONTRIBUTIONS

SCHEDULE I

If the requested information is not applicable, **DO NOT** include this page in the report.

The Instruction Guide explains how to complete this form.

1 Total pages Schedule I:	2 FILER NAME	3 Filer ID (Ethics Commission Filers)
4 Date	5 Payee name	
6 Amount (\$)	7 Payee address;	City State Zip Code
8 PURPOSE OF EXPENDITURE	(a) Category (See instructions for examples of acceptable categories.)	(b) Description (See instructions regarding type of information required.)
Date	Payee name	
Amount (\$)	Payee address;	City State Zip Code
PURPOSE OF EXPENDITURE	Category (See instructions for examples of acceptable categories.)	Description (See instructions regarding type of information required.)
Date	Payee name	
Amount (\$)	Payee address;	City State Zip Code
PURPOSE OF EXPENDITURE	Category (See instructions for examples of acceptable categories.)	Description (See instructions regarding type of information required.)
Date	Payee name	
Amount (\$)	Payee address;	City State Zip Code
PURPOSE OF EXPENDITURE	Category (See instructions for examples of acceptable categories.)	Description (See instructions regarding type of information required.)

ATTACH ADDITIONAL COPIES OF THIS SCHEDULE AS NEEDED

INTEREST, CREDITS, GAINS, REFUNDS, AND CONTRIBUTIONS RETURNED TO FILER

SCHEDULE K

If the requested information is not applicable, **DO NOT** include this page in the report.

The Instruction Guide explains how to complete this form.		1 Total pages Schedule K:
2 FILER NAME		3 Filer ID (Ethics Commission Filers)
4 Date	5 Name of person from whom amount is received	8 Amount (\$)
 6 Address of person from whom amount is received; City; State; Zip Code	
	7 Purpose for which amount is received Check if political contribution returned to filer	
Date	Name of person from whom amount is received	Amount (\$)
 Address of person from whom amount is received; City; State; Zip Code	
	Purpose for which amount is received Check if political contribution returned to filer	
Date	Name of person from whom amount is received	Amount (\$)
 Address of person from whom amount is received; City; State; Zip Code	
	Purpose for which amount is received Check if political contribution returned to filer	
Date	Name of person from whom amount is received	Amount (\$)
 Address of person from whom amount is received; City; State; Zip Code	
	Purpose for which amount is received Check if political contribution returned to filer	

ATTACH ADDITIONAL COPIES OF THIS SCHEDULE AS NEEDED

IN-KIND CONTRIBUTIONS OR POLITICAL EXPENDITURES FOR TRAVEL OUTSIDE OF TEXAS

SCHEDULE T

If the requested information is not applicable, **DO NOT** include this page in the report.

The Instruction Guide explains how to complete this form.		1 Total pages Schedule T:
2 FILER NAME		3 Filer ID (Ethics Commission Filers)
4 Name of Contributor / Corporation or Labor Organization / Pledgor / Payee		
5 Contribution / Expenditure reported on: <input type="checkbox"/> Schedule A2 <input type="checkbox"/> Schedule B <input type="checkbox"/> Schedule B(J) <input type="checkbox"/> Schedule C2 <input type="checkbox"/> Schedule D <input type="checkbox"/> Schedule F1 <input type="checkbox"/> Schedule F2 <input type="checkbox"/> Schedule F4 <input type="checkbox"/> Schedule G <input type="checkbox"/> Schedule H <input type="checkbox"/> Schedule COH-UC <input type="checkbox"/> Schedule B-SS		
6 Dates of travel	7 Name of person(s) traveling	
	8 Departure city or name of departure location	
	9 Destination city or name of destination location	
10 Means of transportation	11 Purpose of travel (including name of conference, seminar, or other event)	
Name of Contributor / Corporation or Labor Organization / Pledgor / Payee		
Contribution / Expenditure reported on: <input type="checkbox"/> Schedule A2 <input type="checkbox"/> Schedule B <input type="checkbox"/> Schedule B(J) <input type="checkbox"/> Schedule C2 <input type="checkbox"/> Schedule D <input type="checkbox"/> Schedule F1 <input type="checkbox"/> Schedule F2 <input type="checkbox"/> Schedule F4 <input type="checkbox"/> Schedule G <input type="checkbox"/> Schedule H <input type="checkbox"/> Schedule COH-UC <input type="checkbox"/> Schedule B-SS		
Dates of travel	Name of person(s) traveling	
	Departure city or name of departure location	
	Destination city or name of destination location	
Means of transportation	Purpose of travel (including name of conference, seminar, or other event)	
Name of Contributor / Corporation or Labor Organization / Pledgor / Payee		
Contribution / Expenditure reported on: <input type="checkbox"/> Schedule A2 <input type="checkbox"/> Schedule B <input type="checkbox"/> Schedule B(J) <input type="checkbox"/> Schedule C2 <input type="checkbox"/> Schedule D <input type="checkbox"/> Schedule F1 <input type="checkbox"/> Schedule F2 <input type="checkbox"/> Schedule F4 <input type="checkbox"/> Schedule G <input type="checkbox"/> Schedule H <input type="checkbox"/> Schedule COH-UC <input type="checkbox"/> Schedule B-SS		
Dates of travel	Name of person(s) traveling	
	Departure city or name of departure location	
	Destination city or name of destination location	
Means of transportation	Purpose of travel (including name of conference, seminar, or other event)	

ATTACH ADDITIONAL COPIES OF THIS SCHEDULE AS NEEDED

CANDIDATE / OFFICEHOLDER REPORT: DESIGNATION OF FINAL REPORT

FORM C/OH - FR

The Instruction Guide explains how to complete this form.

•• Complete only if "Report Type" on page 1 is marked "Final Report" ••

1 C/OH NAME

2 Filer ID (Ethics Commission Filers)

3 SIGNATURE

I do not expect any further political contributions or political expenditures in connection with my candidacy. I understand that designating a report as a final report terminates my campaign treasurer appointment. I also understand that I may not accept any campaign contributions or make any campaign expenditures without a campaign treasurer appointment on file.

Signature of Candidate / Officeholder

4 FILER WHO IS NOT AN OFFICEHOLDER

•• Complete A & B below *only* if you are not an officeholder. ••

A. CAMPAIGN FUNDS

Check only one:

- I do not have unexpended contributions or unexpended interest or income earned from political contributions.
- I have unexpended contributions or unexpended interest or income earned from political contributions. I understand that I may not convert unexpended political contributions or unexpended interest or income earned on political contributions to personal use. I also understand that I must file an annual report of unexpended contributions and that I may not retain unexpended contributions or unexpended interest or income earned on political contributions longer than six years after filing this final report. Further, I understand that I must dispose of unexpended political contributions and unexpended interest or income earned on political contributions in accordance with the requirements of Election Code, § 254.204.

B. ASSETS

Check only one:

- I do not retain assets purchased with political contributions or interest or other income from political contributions.
- I do retain assets purchased with political contributions or interest or other income from political contributions. I understand that I may not convert assets purchased with political contributions or interest or other income from political contributions to personal use. I also understand that I must dispose of assets purchased with political contributions in accordance with the requirements of Election Code, § 254.204.

Signature of Candidate

5 OFFICEHOLDER

•• Complete this section *only* if you are an officeholder ••


I am aware that I remain subject to filing requirements applicable to an officeholder who does not have a campaign treasurer on file. I am also aware that I will be required to file reports of unexpended contributions if, after filing the last required report as an officeholder, I retain political contributions, interest or other income from political contributions, or assets purchased with political contributions or interest or other income from political contributions.

Signature of Officeholder

TEXAS ETHICS COMMISSION

**CANDIDATE/OFFICEHOLDER REPORT
OF UNEXPENDED CONTRIBUTIONS**

FORM C/OH-UC – INSTRUCTION GUIDE
(PAPER FILERS ONLY)



Revised August 14, 2020

Texas Ethics Commission, P.O. Box 12070, Austin, Texas 78711

www.ethics.state.tx.us

(512) 463-5800 • TDD (800) 735-2989

Promoting Public Confidence in Government

FORM C/OH-UC: CANDIDATE/OFFICEHOLDER REPORT OF UNEXPENDED CONTRIBUTIONS

These instructions are for candidates and officeholders using FORM C/OH-UC: CANDIDATE / OFFICEHOLDER REPORT OF UNEXPENDED CONTRIBUTIONS. Use Form C/OH-UC for filing either an annual report of unexpended contributions or a report of the final disposition of unexpended contributions.

GENERAL INSTRUCTIONS

ANNUAL REPORT OF UNEXPENDED CONTRIBUTIONS. You must file this report if one of the following descriptions applies to you:

- (1) You filed a final report as a candidate at a time when you were not an officeholder and you had unexpended political contributions, interest, assets, or other money earned from political contributions at the time you filed the final report; *or*
- (2) You ceased to be an officeholder at a time when you did not have a campaign treasurer on file, and you had unexpended political contributions, interest, assets, or other money earned from political contributions at the time you ceased to be an officeholder.

You must file an Unexpended Contributions - Annual report not earlier than January 1 and not later than January 15 of the year after each year in which you maintained unexpended contributions or assets. You must complete Form C/OH-UC and designate the report as an annual report by checking the “Annual” box.

You must continue to file Unexpended Contributions - Annual reports until you have disposed of all your unexpended contributions or assets. Once you have disposed of all your contributions or assets, you must file an Unexpended Contributions - Final report.

You may not retain unexpended contributions or assets longer than six years after the date you filed your final report or ceased being an officeholder, as applicable. If you still maintain unexpended assets at the end of the six-year period, you must dispose of the assets in one of the following ways:

- (1) You may give them to the political party with which you were affiliated when your name was last on the ballot.
- (2) You may give them to a candidate or a political committee. If you do so, however, you must file a report on Form AS IF-SPAC as described below under “Extra Reporting for a Contribution to a Candidate or Political Committee.”
- (3) You may give them to the comptroller for deposit in the state treasury to be used to finance primary elections.
- (4) You may give them to one or more persons from whom you received political contributions, but the total returned to any person may not exceed the aggregate

amount accepted from that person during the last two years during which you were accepting political contributions.

- (5) You may give them to a recognized charitable organization formed for educational, religious, or scientific purposes that is exempt from taxation under Section 501(c)(3), Internal Revenue Code of 1986, and its subsequent amendments.
- (6) You may give them to a public or private post-secondary educational institution or an institution of higher education as defined by Section 61.003(8), Education Code, for the purpose of assisting or creating a scholarship program.

You may dispose of unexpended contributions or assets in this manner at any time during the six-year period.

EXTRA REPORTING FOR CONTRIBUTION TO CANDIDATE OR POLITICAL COMMITTEE. If you contribute unexpended contributions or assets to another candidate or political committee, you must report the contribution twice. You must include the contribution on your Annual Report and you must also report the contribution on a AS IF-SPECIFIC-PURPOSE COMMITTEE CAMPAIGN FINANCE REPORT (Form AS IF-SPAC). You must file the AS IF-SPAC report with the filing authority with whom the candidate or political committee files reports by the date by which the candidate or political committee receiving the contribution must report the receipt of the contribution.

NOTE: If the candidate or political committee files with the Texas Ethics Commission (Commission), you will need a separate “AS IF-SPAC” filer ID to file the AS IF-SPAC report. Please contact the Commission for help in establishing an AS IF-SPAC filer ID.

FINAL DISPOSITION OF UNEXPENDED CONTRIBUTIONS REPORT. You must file a report of the final disposition of your unexpended contributions or assets. Complete Form C/OH-UC and designate the report as an “Unexpended Contributions – Final” report by checking the “Final Disposition” box. The report is due no later than the 30th day after the end of the six-year period.

SPECIFIC INSTRUCTIONS

Each numbered item in these instructions corresponds to the same numbered item on the form.

PAGE 1

- 1. FILER ID:** If you are filing with the Commission, you were assigned a filer identification (ID) number when you filed your initial campaign treasurer appointment. You should have received a letter acknowledging receipt of the form and informing you of your filer ID number. Enter this number wherever you see “Filer ID.” If you do not file with the Commission, you are not required to enter a filer ID number.
- 2. CANDIDATE/OFFICEHOLDER NAME:** Enter your full name, including nicknames and suffixes (e.g., Sr., Jr., III), if applicable. Your entry here should be the same as in your APPOINTMENT OF CAMPAIGN TREASURER BY A CANDIDATE (CTA). Enter your name in the same way wherever you see “C/OH NAME”.

3. CANDIDATE/OFFICEHOLDER ADDRESS: Enter your complete mailing address. Your entry here should be the same as the address in your APPOINTMENT OF CAMPAIGN TREASURER BY A CANDIDATE (CTA). If your mailing address has changed since you last gave notice of your address, check the “Change of Address” box.

4. REPORT TYPE: Check the appropriate box.

“**Annual**” **Box:** Check this box if you are filing an Unexpended Contributions - Annual report.

“**Final Disposition**” **Box:** Check this box if you are filing an Unexpended Contributions - Final report.

5. PERIOD COVERED:

Annual Reports. For your first Unexpended Contributions - Annual report, the start date is the day after the day you filed your Final Report. The start date for all other Unexpended Contributions - Annual reports is January 1 of the previous year. The end date for all Unexpended Contributions - Annual reports is December 31 of the previous year.

Final Disposition Report. For an Unexpended Contributions – Final report, the start date is the day after the period covered by your most recent Unexpended Contributions - Annual report. The end date is the date you file the report.

6. TOTALS: Complete this section only if you are filing an Annual Report. If you are not filing an Annual Report, go to section 7.

Line 1. Enter the total amount of unexpended political contributions and assets that you maintained as of December 31 of the previous year. (Note: Unlike other reports, you are not required to also disclose the total amount of expenditures entered in this Unexpended Contributions report. You are only required to disclose your unexpended balance as of December 31.)

Line 2. Enter the total amount of interest and other income earned on unexpended political contributions and assets during the previous year ending December 31.

7. SIGNATURE: Complete this section only after you have completed all other appropriate sections and schedules. You must always sign a report that you file. You must complete this section even if you have no schedules to attach. **ONLY THE CANDIDATE OR OFFICEHOLDER FILING THE REPORT MAY SIGN THE REPORT.**

If you are using the paper form, fill this section out by hand after you finish the rest of this report. You have the option to either: (1) take the completed form to a notary public where you will sign above the first line that says “Signature of Candidate/Officeholder” (an electronic signature is not acceptable) and your signature will be notarized, or (2) sign above both lines that say “Signature of Candidate/Officeholder (Declarant)” (an electronic signature is not acceptable), and fill out the unsworn declaration section.

PAGE 2

- 8. C/OH (CANDIDATE/OFFICEHOLDER) NAME:** Enter your full name as you did on Form C/OH-UC, Page 1.
- 9. FILER ID:** If you are filing with the Commission, enter your filer ID number. If you do not file with the Commission, you are not required to enter a filer ID number.
- 10. DATE:** Enter the date the expenditure was made.

Credit Card Expenditures: There is a special reporting rule for expenditures made by credit card. The date of a credit card expenditure is either the date of the charge or the date the credit card statement is received. *A filer can never go wrong by disclosing the date of the expenditure as the date of the charge.*

- 11. PAYEE NAME:** Enter the full name of the payee. If the payee is an individual, enter the full name, first, last, and suffix (Jr., III, etc.) if applicable (title is optional). If the payee is an entity, enter the full name of the entity.
- 12. PAYEE ADDRESS:** Enter the complete address of the payee.
- 13. AMOUNT:** Enter the amount of the expenditure payment.
- 14. PURPOSE OF EXPENDITURE:** Enter a brief statement or description of the expenditure. The brief statement or description must include the item or service purchased and must be sufficiently specific to make the reason for the expenditure clear.

Reporting Travel Outside of Texas: The law requires detailed information regarding in-kind contributions and political expenditures for travel outside of Texas. This information should be reported on Schedule T and attached to this form. Schedule T can be found on the Commission's website at https://www.ethics.state.tx.us/forms/Schedule_T.pdf.

- 15. IS THE EXPENDITURE A CONTRIBUTION TO A CANDIDATE, OFFICEHOLDER, OR POLITICAL COMMITTEE?** If the expenditure was a contribution to a candidate, officeholder, or political committee, check the “Yes” box. The purpose of this box is to allow you to see that you must file an additional report for this expenditure on Form AS IF-SPAC. See the “**Extra Reporting For Contribution To Candidate Or Political Committee**” section in the General Instructions for this form.

If the expenditure was not a contribution to a candidate, officeholder, or political committee, check the “No” box.

CANDIDATE / OFFICEHOLDER REPORT OF UNEXPENDED CONTRIBUTIONS

**FORM C/OH-UC
COVER SHEET PG 1**

The C/OH-UC Instruction Guide explains how to complete this form.		1 Filer ID (Ethics Commission Filers)	
2 CANDIDATE / OFFICEHOLDER NAME	MS/MRS/MR	FIRST	MI
	NICKNAME	LAST	SUFFIX
3 CANDIDATE / OFFICEHOLDER ADDRESS <input type="checkbox"/> change of address	ADDRESS / PO BOX; APT / SUITE #; CITY; STATE; ZIP CODE		
	Date Received		
4 REPORT TYPE	<input type="checkbox"/> Annual <input type="checkbox"/> Final Disposition		
	Date Hand-delivered or Date Postmarked		
5 PERIOD COVERED	Month	Day	Year
	THROUGH		
6 TOTALS	1. TOTAL AMOUNT OF UNEXPENDED POLITICAL CONTRIBUTIONS AS OF DECEMBER 31 OF THE PREVIOUS YEAR.		\$
	2. TOTAL AMOUNT OF INTEREST AND OTHER INCOME EARNED ON UNEXPENDED POLITICAL CONTRIBUTIONS DURING THE PREVIOUS YEAR.		\$

7 SIGNATURE I swear, or affirm, under penalty of perjury, that the accompanying report is true and correct and includes all information required to be reported by me under Title 15, Election Code.

Signature of Candidate/Officeholder

Please complete either option below:

(1) Affidavit

NOTARY STAMP / SEAL

Sworn to and subscribed before me by _____ this the _____ day of _____, 20 _____, to certify which, witness my hand and seal of office.

Signature of officer administering oath

Printed name of officer administering oath

Title of officer administering oath

OR

(2) Unsworn Declaration

My name is _____, and my date of birth is _____.

My address is _____, _____, _____, _____, _____.
(street) (city) (state) (zip code) (country)

Executed in _____ County, State of _____, on the _____ day of _____, 20 _____.
(month) (year)

Signature of Candidate/Officeholder (Declarant)

**C/OH REPORT OF UNEXPENDED CONTRIBUTIONS:
EXPENDITURES**

FORM C/OH-UC

PG 2

8 C/OH NAME		9 Filer ID (Ethics Commission Filers)
10 Date	11 Payee name	13 Amount (\$)
	12 Payee address; City; State; Zip Code	
14 Purpose of expenditure (See instructions regarding type of information required.) <input type="checkbox"/> Check if travel outside of Texas. Complete Schedule T.		15 Is expenditure a contribution to a candidate, officeholder, or political committee? <input type="checkbox"/> Yes <input type="checkbox"/> No
Date	Payee name	Amount (\$)
	Payee address; City; State; Zip Code	
Purpose of expenditure (See instructions regarding type of information required.) <input type="checkbox"/> Check if travel outside of Texas. Complete Schedule T.		Is expenditure a contribution to a candidate, officeholder, or political committee? <input type="checkbox"/> Yes <input type="checkbox"/> No
Date	Payee name	Amount (\$)
	Payee address; City; State; Zip Code	
Purpose of expenditure (See instructions regarding type of information required.) <input type="checkbox"/> Check if travel outside of Texas. Complete Schedule T.		Is expenditure a contribution to a candidate, officeholder, or political committee? <input type="checkbox"/> Yes <input type="checkbox"/> No
Date	Payee name	Amount (\$)
	Payee address; City; State; Zip Code	
Purpose of expenditure (See instructions regarding type of information required.) <input type="checkbox"/> Check if travel outside of Texas. Complete Schedule T.		Is expenditure a contribution to a candidate, officeholder, or political committee? <input type="checkbox"/> Yes <input type="checkbox"/> No
Date	Payee name	Amount (\$)
	Payee address; City; State; Zip Code	
Purpose of expenditure (See instructions regarding type of information required.) <input type="checkbox"/> Check if travel outside of Texas. Complete Schedule T.		Is expenditure a contribution to a candidate, officeholder, or political committee? <input type="checkbox"/> Yes <input type="checkbox"/> No

ATTACH ADDITIONAL COPIES OF THIS FORM AS NEEDED



TEXAS ETHICS COMMISSION
2022 FILING SCHEDULE FOR REPORTS DUE IN CONNECTION WITH
ELECTIONS HELD ON UNIFORM ELECTION DATES

This is a filing schedule for reports to be filed in connection with elections held on uniform election dates in May and November. Examples of elections held on uniform election dates are elections for school board positions and city offices. The uniform election dates in 2022 are May 7 and November 8.

Candidates and officeholders must file semiannual reports (due on January 18, 2022, and July 15, 2022). In addition, a candidate who has an opponent on the ballot in an election held on a uniform election date must file two pre-election reports (unless the candidate has elected modified reporting).

The campaign treasurer of a political committee that is involved in an election held on a uniform election date must also file pre-election reports (unless the committee is a general-purpose political committee that files monthly or a specific-purpose political committee that files on the modified reporting schedule). This schedule sets out the due dates for pre-election reports in connection with elections on uniform election dates. Please consult the 2022 REGULAR FILING SCHEDULE FOR GENERAL-PURPOSE POLITICAL COMMITTEES (GPAC), COUNTY EXECUTIVE COMMITTEES (CEC), AND SPECIFIC-PURPOSE POLITICAL COMMITTEES (SPAC) for a complete listing of political committee deadlines.

Candidates for and officeholders in local offices regularly filled at the general election for state and county officers (the November election in even-numbered years) should use the 2022 FILING SCHEDULE FOR CANDIDATES AND OFFICEHOLDERS FILING WITH THE COUNTY CLERK OR ELECTIONS ADMINISTRATOR.

EXPLANATION OF THE FILING SCHEDULE CHART

COLUMN I: REPORT DUE DATE - This is the date by which the report must be filed. If the due date for a report falls on a Saturday, Sunday, or legal holiday, the report is due on the next regular business day. This schedule shows the extended deadline where applicable. A report transmitted to the Texas Ethics Commission over the Internet is considered timely filed if it is transmitted *by midnight, Central Time Zone, on the night of the filing deadline*. For most filing deadlines, a report filed on paper is considered timely filed if it is deposited with the U.S. Post Office or a common or contract carrier properly addressed with postage and handling charges prepaid, or hand-delivered to the filing authority by the filing deadline. **Pre-Election Reports:** A report due 30 days before an election and a report due 8 days before an election must be *received* by the appropriate filing authority no later than the report due date to be considered timely filed.

COLUMN II: TYPE OF REPORT (WHO FILES) - This column gives the report type and explains which reporting form to use and which filers are required to file the report.

COLUMN III: BEGINNING DATE OF PERIOD COVERED - This column sets out the beginning date of the time period covered by the report. Use the latest one of the applicable dates. The "date of campaign treasurer appointment" is the beginning date only for the *first* report filed after filing a campaign treasurer appointment. For officeholders recently appointed to an elective office, the beginning date for the first report will be the date the officeholder took office, provided that he or she was not already filing as an officeholder or candidate at the time of the appointment. (*NOTE:* If you are ever confused about the beginning date for a required report, remember this rule: **There should never be gaps between reporting periods and, generally, there should not be overlaps.**)

COLUMN IV: ENDING DATE OF PERIOD COVERED - This column sets out the ending date of the time period covered by the report. The report must include reportable activity occurring on the ending date.

Please consult the CAMPAIGN FINANCE GUIDE FOR CANDIDATES AND OFFICEHOLDERS WHO FILE WITH LOCAL FILING AUTHORITIES or the CAMPAIGN FINANCE GUIDE FOR POLITICAL COMMITTEES for further information.

<u>COLUMN I</u> DUE DATE	<u>COLUMN II</u> TYPE OF REPORT (WHO FILES)	<u>COLUMN III</u> BEGINNING DATE OF PERIOD COVERED	<u>COLUMN IV</u> ENDING DATE OF PERIOD COVERED
Tuesday, January 18, 2022 <i>Deadline is extended because of weekend and holiday.</i>	January semiannual [FORM C/OH] (all local candidates and officeholders, except for officeholders who do not have a campaign treasurer appointment on file and who do not exceed \$930 in contributions or expenditures for the reporting period) [FORM GPAC] (all GPACs) [FORM SPAC] (all SPACs)	July 1, 2021, <i>or</i> the date of campaign treasurer appointment, <i>or</i> the day after the date the last report ended.	December 31, 2021
Tuesday, January 18, 2022 <i>Deadline is extended because of weekend and holiday.</i>	Annual report of unexpended contributions [FORM C/OH-UC] (former candidates and former officeholders who have filed a final report and who retained unexpended contributions or assets purchased with contributions)	January 1, 2021, <i>or</i> the day after the date the final report was filed.	December 31, 2021

REPORTS DUE BEFORE THE MAY 7, 2022, UNIFORM ELECTION

Thursday, April 7, 2022 NOTE: This report must be received by the appropriate filing authority no later than April 7, 2022.	30th day before the May 7, 2022, uniform election [FORM C/OH] (all local candidates who have an opponent on the ballot in the May 7 election and who do not file on the modified reporting schedule) [FORM GPAC] (all GPACs that are involved in the May 7 election) [FORM SPAC] (all SPACs that do not file on the modified reporting schedule and that supported or opposed an opposed candidate or a measure in the May 7 election)	January 1, 2022, <i>or</i> the date of campaign treasurer appointment, <i>or</i> the day after the date the last report ended.	March 28, 2022
--	--	--	----------------

NOTE: A political committee must file pre-election reports if the committee is involved in the election during each pre-election reporting period. **A political committee must file an 8-day pre-election report if the committee filed a 30-day pre-election report, even if there is no activity to report during the 8-day reporting period.** The campaign treasurer of a political committee may be required to file 30-day and 8-day pre-election reports in connection with elections not listed on this schedule.

<u>COLUMN I</u> DUE DATE	<u>COLUMN II</u> TYPE OF REPORT (WHO FILES)	<u>COLUMN III</u> BEGINNING DATE OF PERIOD COVERED	<u>COLUMN IV</u> ENDING DATE OF PERIOD COVERED
<p>Friday, April 29, 2022</p> <p>NOTE: This report must be <u>received</u> by the appropriate filing authority no later than April 29, 2022.</p>	<p>8th day before May 7, 2022, uniform election</p> <p>[FORM C/OH] (all local candidates who have an opponent on the ballot in the May 7 election and who do not file on the modified reporting schedule)</p> <p>[FORM GPAC] (all GPACs that filed a “30th Day Before Election Report” or that are involved in the May 7 election)</p> <p>[FORM SPAC] (all SPACs that do not file on the modified reporting schedule and that filed a “30th Day Before Election Report” or that supported or opposed an opposed candidate or a measure in the May 7 election)</p>	<p>March 29, 2022, <i>or</i></p> <p>the date of campaign treasurer appointment, <i>or</i></p> <p>the day after the date the last report ended.</p>	<p>April 27, 2022</p> <p>NOTE: Daily pre-election reports of contributions accepted and direct campaign expenditures made after April 27, 2022, may be required. Please consult the Campaign Finance Guide for further information.</p>
<p>Friday, July 15, 2022</p>	<p>July semiannual</p> <p>[FORM C/OH] (all local candidates and officeholders, except for officeholders who do not have a campaign treasurer appointment on file and who do not exceed \$940 in contributions or expenditures for the reporting period)</p> <p>[FORM GPAC] (all GPACs)</p> <p>[FORM SPAC] (all SPACs)</p>	<p>January 1, 2022, <i>or</i></p> <p>the date of campaign treasurer appointment, <i>or</i></p> <p>the day after the date the last report ended.</p>	<p>June 30, 2022</p>

NOTE: A political committee must file pre-election reports if the committee is involved in the election during each pre-election reporting period. **A political committee must file an 8-day pre-election report if the committee filed a 30-day pre-election report, even if there is no activity to report during the 8-day reporting period.** The campaign treasurer of a political committee may be required to file 30-day and 8-day pre-election reports in connection with elections not listed on this schedule.

NOTICE OF DRAWING FOR PLACE ON BALLOT

Notice is hereby given of a drawing to determine the order in which the names of candidates are to be printed on the ballot for the election to be held on May 7th, 20 22 in
(date)

City of Bartlett, Texas. The drawing will be held at 6:00 p.m.
(name of political subdivision) (hour)

on 2/24, 20 22, at Teinert Memorial Library - 337 North Highway 95, Bartlett, TX 76511
(date) (address, including room number, if applicable)

Bartlett, Texas.
(city)

Joseph Resendez
City Administrator | City Secretary

AVISO DEL SORTEO PARA UN LUGAR EN LA BOLETA

Por lo presente se da aviso que habrá un sorteo para determinar la orden en que aparecerán los nombres de los candidatos en la boleta para la elección que se celebrará el May 7th, 20 22
(fecha)

en City of Bartlett, Texas. El sorteo tendrá lugar a las 6:00 p.m. el
(nombre de la subdivisión política) (hora)

2/24, 20 22 a Teinert Memorial Library - 337 North Highway 95, Bartlett, TX 76511
(fecha) (dirección, incluyendo el número del cuarto, si aplicable)

Bartlett, Texas.
(ciudad)

*Joseph Resendez
City Administrator | City Secretary*

POLITICAL ADVERTISING

What You Need to Know



The Texas Election Code requires certain disclosures and notices on political advertising. The law also prohibits certain types of misrepresentation in political advertising and campaign communications. This brochure explains what you need to know to insure that your political advertising and campaign communications comply with the law.

If you are not sure what the law requires, do the cautious thing. Use the political advertising disclosure statement whenever you think it might be necessary, and do not use any possibly misleading information in political advertising or a campaign communication. If you are using political advertising or campaign communications from a prior campaign, you should check to see if the law has changed since that campaign.

Candidates for federal office should check with the Federal Election Commission at (800) 424-9530 for information on federal political advertising laws.

NOTICE: This guide is intended only as a general overview of the disclosure statements that must appear on political advertising as required under [Chapter 255 of the Election Code](#), which is distinct from political reporting requirements under [Chapter 254 of the Election Code](#).

Texas Ethics Commission
P.O. Box 12070
Austin, Texas 78711-2070

(512) 463-5800

TDD (800) 735-2989

Visit us at www.ethics.state.tx.us.

Revised July 16, 2019

REQUIRED DISCLOSURE ON POLITICAL ADVERTISING

I. What Is Political Advertising?

The disclosure statement and notice requirements discussed in this section apply to “political advertising.” In the law, “political advertising” is a specifically defined term. Do not confuse this special term with your own common-sense understanding of advertising.

To figure out if a communication is political advertising, you must look at what it says and where it appears. If a communication fits in one of the categories listed in Part A (below) and if it fits in one of the categories listed in Part B (below), it is political advertising.

Part A. What Does It Say?

1. Political advertising includes communications supporting or opposing a candidate for nomination or election to either a public office or an office of a political party (including county and precinct chairs).
2. Political advertising includes communications supporting or opposing an officeholder, a political party, or a measure (a ballot proposition).

Part B. Where Does It Appear?

1. Political advertising includes communications that appear in pamphlets, circulars, fliers, billboards or other signs, bumper stickers, or similar forms of written communication.
2. Political advertising includes communications that are published in newspapers, magazines, or other periodicals in return for consideration.
3. Political advertising includes communications that are broadcast by radio or television in return for consideration.
4. Political advertising includes communications that appear on an Internet website.

II. When Is a Disclosure Statement Required?

The law provides that political advertising that contains express advocacy is required to include a disclosure statement. The person who causes the political advertising to be published, distributed, or broadcast is responsible for including the disclosure statement.

The law does not define the term “express advocacy.” However, the law does provide that political advertising is deemed to contain express advocacy if it is authorized by a candidate, an agent of a candidate, or a political committee filing campaign finance reports. Therefore, a disclosure statement is required any time a candidate, a candidate’s agent, or a political committee authorizes political advertising.

The precise language of political advertising authorized by someone other than a candidate, the candidate's agent, or a political committee will determine if the advertising contains express advocacy and is therefore required to include a disclosure statement. Generally, the question is whether the communication expressly advocates the election or defeat of an identified candidate, or expressly advocates the passage or defeat of a measure, such as a bond election. The inclusion of words such as "vote for," "elect," "support," "defeat," "reject," or "Smith for Senate" would clearly constitute express advocacy, but express advocacy is not limited to communications that use those words. Similar phrases, such as "Cast your ballot for X," would also constitute express advocacy. Additionally, in 2007, the United States Supreme Court held that an advertisement included express advocacy or its functional equivalent "if the ad is susceptible to no reasonable interpretation other than as an appeal to vote for or against a specific candidate." *FEC v. Wis. Right to Life, Inc.*, 551 U.S. 449 (2007). It is a question of fact whether a particular communication constitutes express advocacy. If you are not sure whether political advertising contains express advocacy, do the cautious thing and include the disclosure statement. That way, there is no need to worry about whether you have violated the law.

Remember: The concept of "express advocacy" is relevant in determining whether political advertising is required to include a disclosure statement. However, the political advertising laws governing the right-of-way notice, misrepresentation, and use of public funds by political subdivisions will apply to political advertising regardless of whether the advertising contains express advocacy.

III. What Should the Disclosure Statement Say?

A disclosure statement must include the following:

1. the words "political advertising" or a recognizable abbreviation such as "pol. adv."; and
2. the full name of one of the following: (a) the person who paid for the political advertising; (b) the political committee authorizing the political advertising; or (c) the candidate or specific-purpose committee supporting the candidate, if the political advertising is authorized by the candidate.

The disclosure statement must appear on the face of the political advertising or be clearly spoken if the political advertising is audio only and does not include written text.

The advertising should not be attributed to entities such as "Committee to Elect John Doe" unless a specific-purpose committee named "Committee to Elect John Doe" has filed a campaign treasurer appointment with the Ethics Commission or a local filing authority.

IV. Are There Any Exceptions to the Disclosure Statement Requirement?

The following types of political advertising do not need the disclosure statement:

1. t-shirts, balloons, buttons, emery boards, hats, lapel stickers, small magnets, pencils, pens, pins, wooden nickels, candy wrappers, and similar materials;
2. invitations or tickets to political fundraising events or to events held to establish support for a candidate or officeholder;

3. an envelope that is used to transmit political advertising, provided that the political advertising in the envelope includes the disclosure statement;
4. circulars or fliers that cost in the aggregate less than \$500 to publish and distribute;
5. political advertising printed on letterhead stationery, if the letterhead includes the name of one of the following: (a) the person who paid for the advertising, (b) the political committee authorizing the advertising, or, (c) the candidate or specific-purpose committee supporting the candidate, if the political advertising is authorized by the candidate. (Note: There is also an exception for holiday greeting cards sent by an officeholder, provided that the officeholder's name and address appear on the card or the envelope.)
6. postings or re-postings on an Internet website if the person posting or re-posting is not an officeholder, candidate, or political committee and did not make an expenditure exceeding \$100 in a reporting period for political advertising beyond the basic cost of hardware messaging software and bandwidth;
7. an Internet social media profile webpage of a candidate or officeholder, if the webpage clearly and conspicuously displays the full name of the candidate or officeholder; and
8. postings or re-postings on an Internet website if the advertising is posted with a link to a publicly viewable Internet webpage that either contains the disclosure statement or is an Internet social media profile webpage of a candidate or officeholder that clearly and conspicuously displays the candidate's or officeholder's full name.

V. What Should I Do If I Discover That My Political Advertising Does Not Contain a Disclosure Statement?

The law prohibits a person from using, causing or permitting to be used, or continuing to use political advertising containing express advocacy if the person knows it does not include the disclosure statement. A person is presumed to know that the use is prohibited if the Texas Ethics Commission notifies the person in writing that the use is prohibited. If you receive notice from the Texas Ethics Commission that your political advertising does not comply with the law, you should stop using it immediately.

If you learn that a political advertising sign designed to be seen from the road does not contain a disclosure statement or contains an inaccurate disclosure statement, you should make a good faith attempt to remove or correct those signs that have been distributed. You are not required to attempt to recover other types of political advertising that have been distributed with a missing or inaccurate disclosure statement.

VI. The Fair Campaign Practices Act.

The [Fair Campaign Practices Act](#) sets out basic rules of decency, honesty, and fair play to be followed by candidates and political committees during a campaign. A candidate or political committee may choose to subscribe to the voluntary code by signing a copy of the code and filing it with the authority with whom the candidate or committee is required to file its campaign

treasurer appointment. A person subscribing to the code may indicate that fact on political advertising by including the following or a substantially similar statement:

(Name of the candidate or political committee, as appropriate) subscribes to the Code of Fair Campaign Practices.

VII. Special Notice to Political Subdivisions and School Districts.

You may not use public funds or resources for political advertising. Please see our “Publications and Guides” section of our website for more information.

ROAD SIGNS

I. When Is the “Right-Of-Way” Notice Required?

All written political advertising that is meant to be seen from a road must carry a “right-of-way” notice. It is a criminal offense to omit the “right-of-way” notice in the following circumstances:

1. if you enter into a contract or agreement to print or make written political advertising meant to be seen from a road; or
2. if you instruct another person to place the written political advertising meant to be seen from a road.

II. What Should the “Right-Of-Way” Notice Say?

Section 259.001 of the Texas Election Code prescribes the exact language of the notice:

NOTICE: IT IS A VIOLATION OF STATE LAW (CHAPTERS 392 AND 393, TRANSPORTATION CODE) TO PLACE THIS SIGN IN THE RIGHT-OF-WAY OF A HIGHWAY.

III. Do Yard Signs Have to Have the “Right-Of-Way” Notice?

Yes. The “right-of-way” notice requirement applies to signs meant to be seen from any road. The notice requirement assures that a person responsible for placing signs is aware of the restriction on placing the sign in the right-of-way of a highway.

IV. What About Bumper Stickers?

Bumper stickers do not need the “right-of-way” notice. They do, however, need a political advertising disclosure statement.

V. Where May I Place My Signs and How Long May Signs Be Posted?

For information about exactly where you may or may not place signs, or for information regarding the length of time your signs may be posted, check with your city or county government or your homeowner’s association. The Texas Ethics Commission does not have

jurisdiction over matters involving the location of signs, and the length of time that they may be posted.

MISREPRESENTATION

I. Are There Restrictions on the Contents of Political Advertising?

Political advertising and campaign communications may not misrepresent a person’s identity or official title, nor may they misrepresent the true source of the advertising or communication. The election law does not address other types of misrepresentation in political advertising or campaign communications.

Note that the misrepresentation rules apply to both political advertising and campaign communications. “Campaign communication” is a broader term than “political advertising.”

A “campaign communication” means “a written or oral communication relating to a campaign for nomination or election to public office or office of a political party or to a campaign on a measure.”

II. Misrepresentation of Office Title.

A candidate may not represent that he or she holds an office that he or she does not hold at the time of the representation. **If you are not the incumbent in the office you are seeking, you must make it clear that you are seeking election rather than reelection by using the word “for” to clarify that you don’t hold that office.** The word “for” must be at least one-half the type size as the name of the office and should appear immediately before the name of the office. For example, a non-incumbent may use the following formats:

**Vote John Doe
for Attorney General**

**John Doe
For
Attorney General**

A non-incumbent may not be allowed to use the following verbiage:

**Elect John Doe
Attorney General**

**John Doe
Attorney General**

III. Misrepresentation of Identity or Source.

A person violates the law if, with intent to injure a candidate or influence the result of an election, the person misrepresents the source of political advertising or a campaign communication or if the person misrepresents his or her own identity or the identity of his or her agent in political advertising or in a campaign communication. (If someone else is doing something for you, that person is your agent.) For example, you may not take out an ad in favor of your opponent that purports to be sponsored by a notoriously unpopular group.


IV. Use of State Seal.

Only current officeholders may use the state seal in political advertising.

V. Criminal Offenses.

Be aware that many violations of the Election Code are criminal offenses. For example, unlawfully using public funds for political advertising can be a Class A misdemeanor. So can misrepresenting one's identity or office title in political advertising. For more details on these offenses and political advertising in general, see [Chapter 255 of the Election Code](#).

POLITICAL FUNDRAISERS: What You Need to Know



A GUIDE FOR CANDIDATES, OFFICEHOLDERS, AND POLITICAL COMMITTEES

January 1, 2021

Texas Ethics Commission, P.O. Box 12070, Austin, Texas 78711

www.ethics.state.tx.us

(512) 463-5800 • TDD (800) 735-2989

Promoting Public Confidence in Government

Fundraising Events

Rule No. 1

File a Campaign Treasurer Appointment

All candidates must file a campaign treasurer appointment with the proper filing authority before accepting a campaign contribution or making or authorizing a campaign expenditure, including an expenditure from personal funds.

All political committees must file a campaign treasurer appointment before accepting or spending over \$930, and additional requirements may also apply.

Rule No. 2

No Raffles

Texas law allows only certain charitable and nonprofit organizations to conduct raffles to support their charitable causes. An unlawful raffle may constitute illegal gambling, which may carry criminal penalties.

For more information see: texasattorneygeneral.gov/divisions/financial-litigation/charitable-trusts/charitable-raffles-and-casinopoker-nights on the Office of the Attorney General's website.

Rule No. 3

No Cash Contributions Over \$100

Texas law prohibits a candidate, officeholder, or specific-purpose committee from accepting political contributions in cash (excluding checks) that in the aggregate exceed \$100 from a single contributor in a reporting period.

Rule No. 4

Auction Activity is Reportable

Donations to a candidate or political committee at a fundraiser are campaign contributions.

An item donated to be auctioned at a fundraiser is an “in-kind” campaign contribution. The purchase of the item at the auction is also a contribution. Both the item and the purchase price must be reported as political contributions.

Rule No. 5

No Anonymous Contributions

Texas law requires filers to know the name of each contributor and the amount of each contribution, even for small contributions. Do not “pass the hat” or use a contribution jar. Depending on the filer and the amount of the contribution, additional information may be required.

Rule No. 6

No Contributions from Corporations or Labor Organizations

Texas law prohibits corporations and labor organizations from making political contributions to candidates, officeholders, and related specific-purpose committees. Contributions to GPACs are also restricted. Limited exceptions also exist.

The prohibition also applies to other organizations, such as partnerships and limited liability companies (LLC), if they are owned by a corporation or include an incorporated member or partner.

Rule No. 7

No Contributions from Foreign Nationals

The Federal Election Campaign Act (FECA) prohibits certain foreign nationals from contributing, donating, or spending funds in connection with any federal, state, or local election in the U.S., either directly or indirectly. It is also unlawful to help foreign nationals violate that ban or to solicit, receive, or accept contributions or donations from them.

Rule No. 8

No Misuse of Government Property to Campaign

Chapter 39 of the Penal Code prohibits a public servant from using government property, services, personnel, or any other thing of value belonging to the government to obtain a benefit or to harm or defraud another. The commission has held that the use of state computers to prepare campaign finance reports, or to use state resources to gather information for a campaign fundraiser, constitutes a misuse of government property.

Texas Ethics Commission

P.O. Box 12070

Austin, Texas 78711-2070

(512) 463-5800

Note: This brochure is not intended to encompass all the rules, but is intended to give a broad overview of the most common questions involving fundraisers. Be sure to check with the Texas Ethics Commission and your local municipality for any additional limits that might apply.

In compliance with the Americans With Disabilities Act, the publications of the Texas Ethics Commission are available by request in alternative formats. To request an accessible format, please contact our ADA Compliance Officer by telephone at 512-463-5800 or through RELAY Texas at 800-735-2989; or by mail in care of the Texas Ethics Commission, P.O. Box 12070, Austin, Texas 78711.

The Texas Ethics Commission is an Equal Opportunity Employer and does not discriminate in providing services or employment.

Copies of this publication have been distributed in accordance with the State Depository Law and are available for public use through the Texas State Publications Depository Program at the Texas State Library and other state depository libraries.



Political Signs

Political signs shall conform to the following requirements. Political signs may be erected at dwelling premises with no limitation as to their number. On lots where a sidewalk exists within the street right-of-way, the sign shall be located at least fifteen (15) feet from the edge of the street (not in the right-of-way). Signs must be removed within ten (10) days of the completion of the election. Political signs that are located on a dwelling premise shall not exceed thirty-six (36) square feet in effective area per side. No permit or permit fee is required for these signs.

(Ordinance 03112019 4-B adopted 3/11/2019)

INSTRUCTIONS

The declaration of write-in candidacy is filed with the City Secretary, Secretary of Board of Trustees, or Secretary of Board of Directors.

The declaration must be received by the filing officer not later than the 74th day before election day. TEX. ELEC. CODE §§ 144.006, 146.054.

Mailing without a delivery by the deadline is not sufficient. The declaration may not be filed earlier than 30 days before the deadline for filing the application. A declaration filed before that day is void.

If you have questions about the application, please contact the Secretary of State's Elections Division at 800-252-8683.

NEPOTISM LAW

The candidate must sign this statement indicating his awareness of the nepotism law. The nepotism prohibitions of chapter 573, Government Code, are summarized below:

No officer may appoint, or vote for or confirm the appointment or employment of any person related within the second degree by affinity (marriage) or the third degree by consanguinity (blood) to himself, or to any other member of the governing body or court on which he serves when the compensation of that person is to be paid out of public funds or fees of office. However, nothing in the law prevents the appointment, voting for, or confirmation of anyone who has been continuously employed in the office or employment for the following period prior to the election or appointment of the officer or member related to the employee in the prohibited degree: six months, if the officer or member is elected at the general election for state and county officers.

No candidate may take action to influence an employee of the office to which the candidate is seeking election or an employee or officer of the governmental body to which the candidate is seeking election regarding the appointment or employment of a person related to the candidate in a prohibited degree as noted above. This prohibition does not apply to a candidate's actions with respect to a bona fide class or category of employees or prospective employees.

Examples of relatives within the third degree of consanguinity are as follows:

- (1) First degree: parent, child;
- (2) Second degree: brother, sister, grandparent, grandchild;
- (3) Third degree: great-grandparent, great-grandchild, uncle, aunt, nephew, niece.

These include relatives by blood, half-blood, and legal adoption. Examples of relatives within the second degree of affinity are as follows:

- (1) First degree: spouse, spouse's parent, son-in-law, daughter-in-law;
- (2) Second degree: brother's spouse, sister's spouse, spouse's brother, spouse's sister, spouse's grandparent.

Persons related by affinity (marriage) include spouses of relatives by consanguinity, and, if married, the spouse and the spouse's relatives by consanguinity. These examples are not all inclusive.

FOOTNOTES

¹For rules concerning the form of a candidate's name or nickname on the declared list of write-in candidates, see Subchapter B, Chapter 52 of the Texas Election Code.

²Inclusion of a candidate's VUID is optional. However, many candidates are required to be registered voters in the territory from which the office is elected at the time of the filing deadline. Please visit the Elections Division of the Secretary of State's website for additional information. <http://www.sos.state.tx.us/elections/laws/hb484-faq.shtml>

³This refers to the length of residence inside the district or territory from which the office is elected. For example, length of residence in a school district, for a school trustee office elected at large. This field **MUST BE COMPLETED**.

⁴All oaths, affidavits, or affirmations made within this State may be administered and a certificate of the fact given by a judge, clerk, or commissioner of any court of record, a notary public, a justice of the peace, city secretary (for a city office), and the Secretary of State of Texas.

DEBE PROPORCIONARSE LA INFORMACIÓN REQUERIDA A MENOS QUE SE INDIQUE QUE ES OPCIONAL

DECLARACIÓN DE CANDIDATURA POR INSERCIÓN ESCRITA PARA UN PUESTO OFICIAL DE LA CIUDAD, ESCUELA U OTRA SUBDIVISIÓN POLÍTICA					
A: Oficial de Presentación					
Por la presente declaro que soy un candidato por inserción escrita para el puesto oficial indicado abajo.					
CARGO OFICIAL SOLICITADO (Incluya cualquier número de cargo u otro número distintivo, si el cargo lo tiene.)				INDIQUE TÉRMINO <input type="checkbox"/> TÉRMINO COMPLETO <input type="checkbox"/> TÉRMINO INCOMPLETO	
NOMBRE COMPLETO (Primer Nombre, Segundo Nombre, y Apellido)			ESCRIBA SU NOMBRE COMO DESEA QUE APAREZCA EN LA LISTA DE CANDIDATOS DECLARADOS PARA INSERCIÓN ESCRITA ¹		
DIRECCIÓN RESIDENCIAL PERMANENTE (No incluya una casilla postal o una ruta rural. Si usted no tiene una dirección residencial, describa la ubicación de su residencia.)			DIRECCIÓN POSTAL PÚBLICA (Dirección a la que recibirá correspondencia relacionada a su campaña)		
CIUDAD	ESTADO	CÓDIGO POSTAL	CIUDAD	ESTADO	CÓDIGO POSTAL
CORREO ELECTRÓNICO PÚBLICO (Si está disponible)		OCUPACIÓN (No deje este espacio en blanco)	FECHA DE NACIMIENTO / /		VID – NÚMERO ÚNICO DE IDENTIFICACION DE VOTANTE ² (Opcional)
INFORMACIÓN DE CONTACTO (Opcional) Tel. de Domicilio: Tel. de Oficina: Tel. Celular:			DURACIÓN DE RESIDENCIA CONTINUA BAJO JURAMENTO		
			EN EL ESTADO ____ año(s) ____ mes(es)		EN EL TERRITORIO POR EL CUAL SERIA ELECTO/A ³ ____ año(s) ____ mes(es)
Si usted incluye un apodo como parte de su nombre en la boleta, usted también firma y jura lo siguiente: Yo también juro que mi apodo no constituye un lema ni tampoco es una indicación de mis creencias o afiliaciones políticas, económicas, sociales o religiosas. He sido conocido comúnmente por este apodo por más de tres años antes de esta elección.					
Ante mí, la autoridad suscrita, apareció en persona (nombre) _____, quien habiendo aquí y ahora prestado juramento debido, bajo juramento dice:					
“Yo, (nombre) _____, del condado de _____, Texas, siendo candidato para el cargo oficial de _____, solemnemente juro que apoyaré y defenderé la Constitución y las leyes de los Estados Unidos y del Estado de Texas. Soy ciudadano de los Estados Unidos elegible para ocupar tal cargo oficial bajo la Constitución y las leyes de este Estado. No he sido finalmente condenado por una felonía por la cual no he sido perdonado o por la cual no se me han restituido enteramente mis derechos de ciudadanía por medio de otra acción oficial. No se me ha determinado por un juicio final de una jurisdicción testamentaria tribunal que juzga, ser totalmente incapacitado mentalmente o parcialmente incapacitado sin el derecho de votar. Yo tengo conocimiento de la ley sobre el nepotismo según el Capítulo 573 del Código de Gobierno.					
Además juro que las anteriores declaraciones que incluyo en mi solicitud son verdaderas y correctas en todo sentido.”					
X _____ FIRMA DEL CANDIDATO					
Jurado y suscrito ante mí en _____, este día ____ de _____, _____.					
Firma del oficial administrando el juramento ⁴			Título del oficial administrando el juramento		
TO BE COMPLETED BY SECRETARY OF STATE/COUNTY JUDGE: This document and \$_____ filing fee or a nominating petition of _____ is pages received.					
(See Section 1.007)					
Voter Registration Status Verified <input type="checkbox"/>		Date Received _____		Signature of Authority _____	

INSTRUCCIONES

La declaración de un candidato para recibir votos por inserción escrita se registra con el Secretario de la Ciudad, Secretario del Consejo de Administración, o el Secretario de la Junta Directiva.

La declaración debe ser recibida por el oficial encargado a más tardar el 74 día antes de la elección. Sec. §144.006 y 146.054 del Cód. Elec. de Tex.

El envío sin entrega antes de la fecha límite no es suficiente. La declaración no podrá ser presentada antes de 30 días antes de la fecha límite para presentar la solicitud. Una declaración presentada antes de ese día es nula.

Si tiene alguna pregunta sobre la solicitud, por favor póngase en contacto con la división de elecciones del Secretario de Estado al 800-252-8683.

LEY SOBRE EL NEPOTISMO

El candidato deberá firmar esta declaración indicando que él/ella está enterado(a) de la ley sobre el nepotismo. Lo siguiente es un resumen de las prohibiciones del nepotismo de acuerdo al capítulo 573 de Código Gobierno:

Ningún oficial podrá nombrar, o votar por o confirmar el nombramiento o empleo de alguna persona que está emparentada con él dentro del segundo grado por afinidad (matrimonio) o dentro del tercer grado por consanguinidad (sangre), o que está emparentada con cualesquier otro miembro del cuerpo directivo o corte en que él/ella celebra sesión cuando la compensación de esa persona estará pagada con fondos públicos o los honorarios del puesto oficial. Sin embargo, la ley no prohíbe el nombramiento, el votar por, o la confirmación de alguna persona que de forma continua ha sido empleado de la oficina o ha sido empleado durante el siguiente plazo antes de la elección o el nombramiento del oficial o miembro que está emparentado con el empleado en el grado prohibido: seis meses, si el oficial o miembro está elegido en una elección otra de la elección general para oficiales del estado y del condado.

Ningún candidato podrá obrar para influir a un empleado del puesto oficial al cual el candidato desea estar elegido o un empleado o oficial del cuerpo fiscal al cual el candidato desea estar elegido en cuanto al nombramiento o al empleo de una persona que está emparentada con el candidato en un grado prohibido como notado arriba. Esta restricción no se dirige a las acciones de un candidato respecto a una clase o categoría de buena fe de empleados o empleados anticipados.

Los ejemplos de parientes dentro del tercer grado de consanguinidad son los siguientes:

- (1) Primer grado: padre, madre, hijo(a);
- (2) Segundo grado: hermano(a), abuelo(a), nieto(a) primo(a);
- (3) Tercer grado: bisabuelo(a), bisnieto(a), tío(a), sobrino(a).

Los siguientes incluyen parientes de linaje (sangre), medios hermanos, y adopción legal. Los ejemplos de parientes dentro del segundo grado de afinidad son los siguientes:

- (1) Primer grado: esposo(a), suegro(a), yerno; nuera;
- (2) Segundo grado: cuñado(a), abuelo(a) del esposo o esposa.

Las personas que están emparentadas por afinidad (matrimonio) incluyen los esposos o esposas de parientes que están emparentados por consanguinidad, y, si casados, el esposo o esposa y los parientes del esposo o esposa por consanguinidad. Éstos no son todos los ejemplos posibles.

NOTAS

¹Para reglas sobre la forma del nombre de un candidato o apodo en la boleta electoral, vea el subcapítulo B, Capítulo 52 del Código Electoral de Texas.

²La inclusión del número único de identificación de votante (VUID, por sus siglas en Ingles) es opcional. Sin embargo, para muchos candidatos, es un requisito estar registrados como votantes en el territorio por el cual serían electos a partir de la fecha límite de la solicitud. Puede encontrar información adicional sobre el requisito de registro de votante en nuestra página: <http://www.sos.state.tx.us/elections/laws/hb484-faq.shtml>

³Esto se refiere a la duración de la residencia dentro del distrito o territorio de que se elige la oficina. Por ejemplo, la duración de residencia en un distrito escolar, para una oficina del consejero escolar elegida en general. Este campo **DEBE SER COMPLETADO**.

⁴Los juramentos, las declaraciones juradas o las afirmaciones que se efectúen dentro de este Estado podrán ser administradas por un juez, escribano o comisionado de alguna corte de registro, por un notario público, un juez de paz, un secretario de la ciudad o el Secretario de Estado de Texas, quienes cuentan con la capacidad de proporcionar un certificado del hecho.